

# 2005 ELECTRICAL SCHEMATICS

## W24/L18 Chassis

### NAVIGATING THE SCHEMATICS

The format of the 2004 Electrical Schematics have changed from previous versions. This new style is easy to use and easy to read.

To find a schematic. First go to the Index page for the vehicle being serviced. Next, scan down the Sheet Name Column to the section for the chassis area desired. Move across the page to the right noting the Page Number of the Sheet Contents. Refer to the "Sheet Identification" instructions below for further information.

When a circuit continues on a elsewhere on the same page or on a different page, navigation boxes are used to guide you to the proper point. The Navigation Box contains:

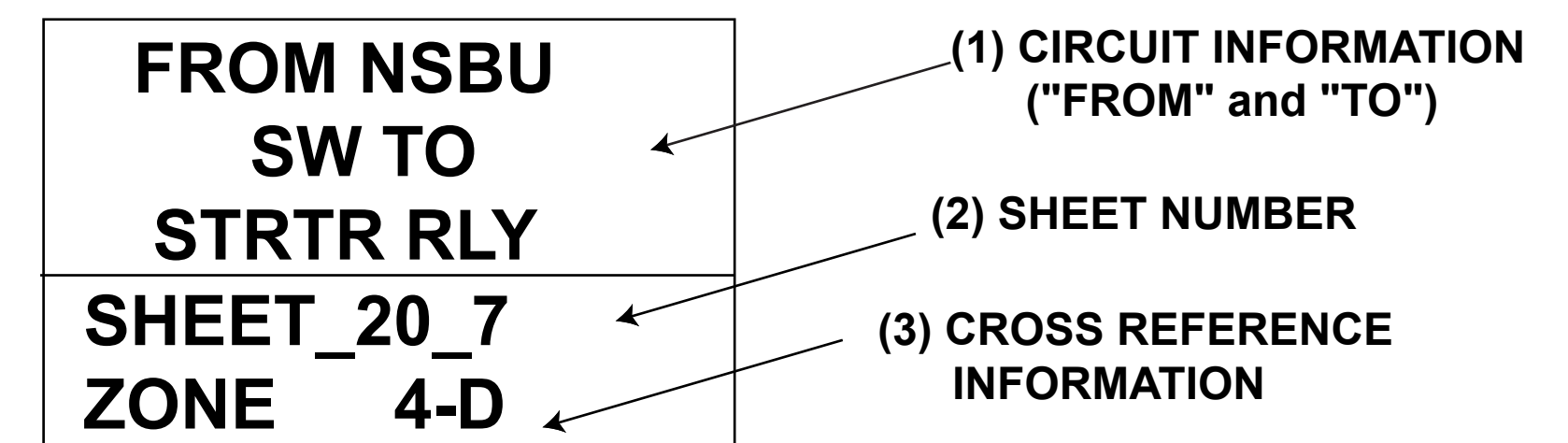
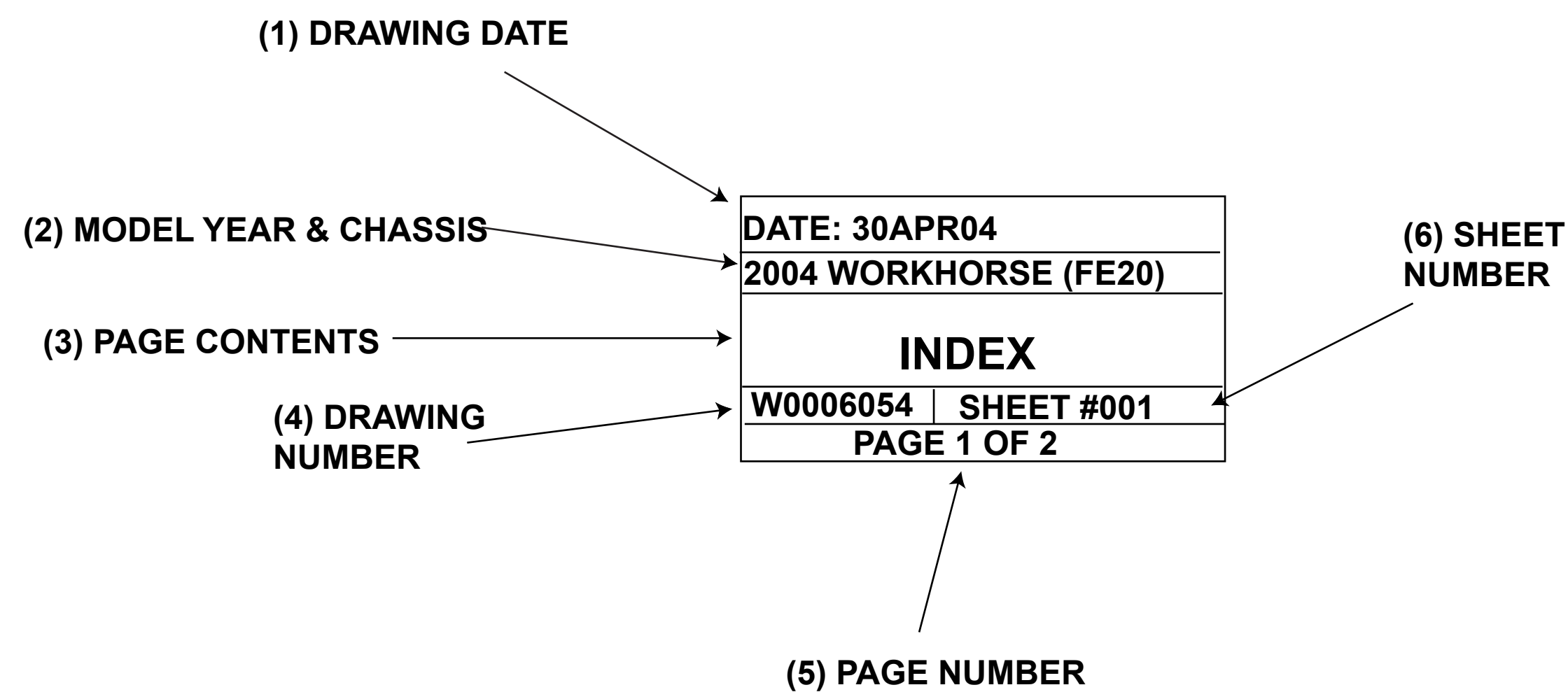
- (1) Specific information as to the path of the circuit.
- (2) The sheet & page number the circuit continues on.
- (3) Coordinates to help you locate the continuation of the circuit.

Use the coordinates like those on a road map to zero in on the proper point. In the example below, first refer to Sheet 20 - Page 7. Then go across the top or bottom of the page until you reach Row 4. Finally go down the page to Row D to locate the circuit continuation.

### SHEET IDENTIFICATION

In the lower right corner of each page is the sheet identification box. The box provides the following information:

- (1) The date the drawing was released.
- (2) The model year and chassis.
- (3) Contents of the page, ie. Index, Power distribution, Powertrain, etc.
- (4) Drawing number
- (5) The page number of the total pages in the specific section.
- (6) Sheet number



11

10

9

8

7

◇

6

5

4

3

2

1

INDEX

SHEET NUMBER	SHEET NAME	PAGE NUMBER	SYSTEM/SUBSYSTEM DESCRIPTION	DATE
1	INDEX	1	INDEX, OPTIONS	30APR04
		2	LEGEND/WIRE INFORMATION, NOTES	30APR04
9	VEHICLE ZONING	1	VEHICLE ZONING, CONNECTOR NUMBERS	30APR04
10	POWER DISTRIBUTION	1	STARTING / CHARGING / HOT AT ALL TIME DISTRIBUTIONS	30APR04
		2	IGNITION SWITCH / HOT IN RUN / HOT IN RUN AND ACCESSORY DISTRIBUTIONS	30APR04
		3	HOT AT ALL TIME DISTRIBUTIONS / HOT IN RUN AND CRANK DISTRIBUTIONS	30APR04
		4	HOT IN RUN AND CRANK DISTRIBUTIONS	30APR04
		5	HOT WITH HEAD LAMP SWITCH ON DISTRIBUTIONS	30APR04
11	FUSE BLOCK	1	ENGINE UNDERHOOD FUSE BLOCK	30APR04
		2	I/P EXTN FUSE BLOCK	30APR04
13	I/P EXTN CONVENIENCE CENTER	1	I/P EXTN CONVENIENCE CENTER	30APR04
		2	I/P EXTN CONVENIENCE CENTER	30APR04
14	GROUND DISTRIBUTION	1	VEHICLE GROUND ZONING	30APR04
		2	ENG HARNESS LOGIC GROUND / FORWARD LAMP HARNESS GROUND	30APR04
		3	ENG HARNESS GROUND / I/P HARNESS GROUND / I/P EXTN CHAS HARNESS GROUND	30APR04
		4	ENG HARNESS GROUND / CHAS HARNESS GROUND / I/P HARNESS GROUND / I/P EXTN CHAS HARNESS GROUND	30APR04
20	POWERTRAIN	1	V8 SEQ MF1 GAS W/AUTO TRANS M74 / POWERTRAIN CONTROL MODULE	30APR04
		2	POWERTRAIN CONTROL MODULE	30APR04
		3	TRANSMISSION CONTROL MODULE	30APR04
		4	POWERTRAIN CONTROL MODULE / TRANSMISSION CONTROL MODULE	30APR04
		5	THROTTLE POSITION CONTROL MODULE	30APR04
		6	POWERTRAIN CONTROL MODULE	30APR04
		7	NSBU SWITCH	30APR04
		8	SHIFT BY WIRE SYSTEM	30APR04
31	AUXILIARY BOOST FAN	1	FAN CONTROL RELAY / FAN MOTOR / SECONDARY HIGH PRESSURE SWITCH	30APR04
34	CRUISE CONTROL	1	CRUISE CONTROL SWITCH	30APR04
35	FUEL DELIVER AND EVAP EMISSIONS	1	FUEL PUMP & SENDER / PURGE / EVAP SYSTEM	30APR04
36	ADJUSTABLE PEDALS	1	ADJUSTABLE PEDALS	30APR04
40	HORN	1	HORN RELAY / HORN SWITCH / DUAL HORNS	30APR04
41	BRAKE SYSTEM	1	WHEEL SENSORS / ABS MODULE	30APR04
		2	BULB-CHECK DIODE NETWORK / POWER BRAKE BOOST SYSTEM	30APR04
		3	AUTO APPLY PARK BRAKE SYSTEM	30APR04
50	DLC CONNECTOR	1	ASSEMBLY LINE DIAGNOSTIC LINK CONNECTORS	30APR04
60	HVAC	1	AIR CONDITIONING WIRING	30APR04
81	CLUSTER	1	CLUSTER TELLTALES	30APR04
		2	CLUSTER GAUGES/ILLUMINATION	30APR04
91	WIPER/WASHER PULSE	1	WIPER/WASHER PULSE CONTROL	30APR04
100	HEADLAMPS	1	DRL MODULE / DRL RELAY / HEADLAMP DIMMER SWITCH	30APR04
		2	OPTIONAL HEADLAMP CIRCUITS	30APR04
110	EXTERIOR LIGHTING	1	DIRECTIONAL SWITCH / FLASHERS / LICENCE LAMPS	30APR04
		2	STOP LAMP SWITCHES / BACKUP LAMPS	30APR04
		3	PARK / MARKER / TAIL / STOP LAMPS	30APR04
117	INSTRUMENT PANEL DIMMING	1	INSTRUMENT PANEL DIMMER SWITCH	30APR04
139	BRAKE TRANSMISSION SHIFT INTERLOCK (BTSI)	1	BTSI RELAY	30APR04
202	ENG HARNESS CONNECTOR FACES	1	C000/C006/C017	30APR04
		2	C001	30APR04
		3	C029/C030/C031/C032/C034	30APR04
		4	C036/C046/C050/C054/C055/C056/C057/C058/C059/C061/C062/C066/C067/C070/C071/C073/C075	30APR04
		5	C076/C077/C080/C083/C085/C103/C105/C107/C109/C110/C113/C115/C118/C120/C121/C134/C135	30APR04
		6	C136/C137/C148/C149/C180/C202/C207/C705/C706/C707/C715/C716/C717/C718/C720	30APR04
		7	C721/C722/C723/C724/C731/C732/C733	30APR04
203	I/P HARNESS CONNECTOR FACES	1	C043/C055/C126/C200/C208/C209	30APR04
		2	C210/C212/C216/C217/C218/C219/C228/C234/C237	30APR04
		3	C269/C711/C714	30APR04
204	I/P EXTN HARNESS CONNECTOR FACES	1	C063/C065/C084/C215/C248/C250/C251/C252/C253	30APR04
		2	C254/C255	30APR04
		3	C257/C258/C261/C710/C725	30APR04
205	CHAS HARNESS CONNECTOR FACES	1	C400/C402/C403/C404/C405/C708/C709	30APR04
206	DRIVE AWAY HARNESS CONNECTOR FACES	1	C203/C250A/C272/C274/C275/C276	30APR04
208	FWD LAMP HARNESS CONNECTOR FACES	1	C300/C302/C303/C304/C305/C306/C307/C308/C309/C310/C311/C312/C313/C314/C315/C318	30APR04
209	REAR LAMP HARNESS CONNECTOR FACES	1	C500/C501/C502/C503/C504/C505/C506/C507/C508/C509/C510	30APR04
210	DRIVE AWAY WIRING	1	TEMPORARY I/P DRIVE AWAY HARNESS WIRING	30APR04

OPTION KEY (REF)

OPTION	DESCRIPTION
CBY	24,000 LB GVW
HPR	DUAL RECTANGULAR HEADLAMPS
K34	CRUISE CONTROL
L18	V8 SEQ MF1 GAS ENGINE
M75	AUTOMATIC 5 SPEED ALLISON 2100 MH
J72	AUTO APPLY PARK BRAKE (AAPB)
Z49	CANADIAN
5K0	DRL DELETE
5K1	DRL ADD
8D5	SINGLE RECTANGULAR HEADLAMPS
7Y8	HIGH OUTPUT BATTERY
ECS	SHIFT BY WIRE

DATE : 30APR04  
2004 WORKHORSE (W24)

INDEX

W0006464 SHEET #001  
PAGE 1 OF 2

11

10

9

8

7

◇

6

5

4

3

2

1

WORKHORSE CUSTOM CHASSIS

LEGEND

SYMBOL	DESCRIPTION	SYMBOL	DESCRIPTION	SYMBOL	DESCRIPTION
	ENG HARN WIRE INFORMATION		TWISTED PAIR		FUSE BLOCK BUSS
	I/P HARN WIRE INFORMATION		RESISTOR		RING TERMINAL
	CHAS HARN WIRE INFORMATION		DIODE		FUSE
	I/P EXTN HARN WIRE INFORMATION		INDUCTOR COIL OR WINDING		LH PAGE CONNECTION
	DRIVE AWAY HARN WIRE INFORMATION		SOLENOID		RH PAGE CONNECTION
	I/P CNTR HARN WIRE INFORMATION		WIRE SPLICE		LIGHT
	FWD LP HARN WIRE INFORMATION		RELAY CONTACTS (NORMALLY CLOSED)		MOTOR
	REAR LP HARN WIRE INFORMATION		RELAY CONTACTS (NORMALLY OPEN)		BATTERY
	CLEAN POWER HARN WIRE INFORMATION		RELAY COIL WITH SUPPRESSION RESISTOR		VARIABLE RESISTOR OR SENSOR
	BAT CABLE WIRE INFORMATION		NORMALLY OPEN SWITCH		INLINE CONNECTOR
	START CABLE WIRE INFORMATION		NORMALLY CLOSED SWITCH		TWISTED QUAD
	FUEL EXTN HARN WIRE INFORMATION		CASE GROUND OR INTERNAL GROUND		
	GRID HEATER HARN WIRE INFORMATION		INLINE CONNECTOR WITH OPTIONAL WIRING		
	TWISTED PAIR SHIELD				

WIRE INFORMATION  
203  
BLU 0.8

METRIC GAUGE	ENGLISH GAUGE
0.35	22
0.5	20
0.8	18
1.0	16
2.0	14
3.0	12
5.0	10
8.0	8
13.0	6
19.0	4
32.0	2
40.0	1
50.0	0
62.0	2/0
81.0	3/0

# CONNECTOR REFERENCE NUMBER ZONES

WORKHORSE CUSTOM CHASSIS

FORWARD LAMP (FWD LP)  
 12109854 &EJ6/EKO/EK3&HPR/BT2-Z49  
 12109856 &EJ2#&EJ6/EKO/EK3&8D5-Z49  
 12109857 &EJ6/EKO/EK3&Z49&8D5  
 12109858 &EJ6/EKO/EK3-HPR-Z49-8D5-BT2  
 12109859 &EJ6/EKO/EK3&Z49-HPR-8D5-BT2  
 W0004843 &EJ6/EKO/EK3&HPR/BT2&Z49

ENGINE (ENG)  
 W0006451  
 &W24&L18&J72&ECS  
 W0006452  
 &W24&L18&J72-ECS

BATTERY CABLES (POS) (NEG)  
 15311553 &L18  
 15765184 &L18

CHASSIS (CHAS)  
 W0005068 &W22&L18 (190"-208") (319-320)  
 W0005067 &W22&L18 (228") (321)  
 W0005070 &W22&L18 (242") (325)  
 W0005069 &W22&L18 &5K3

TAIL AND STOP LAMP (TAIL)  
 15323193 &L18-RHO  
 15323194 &L18&RHO

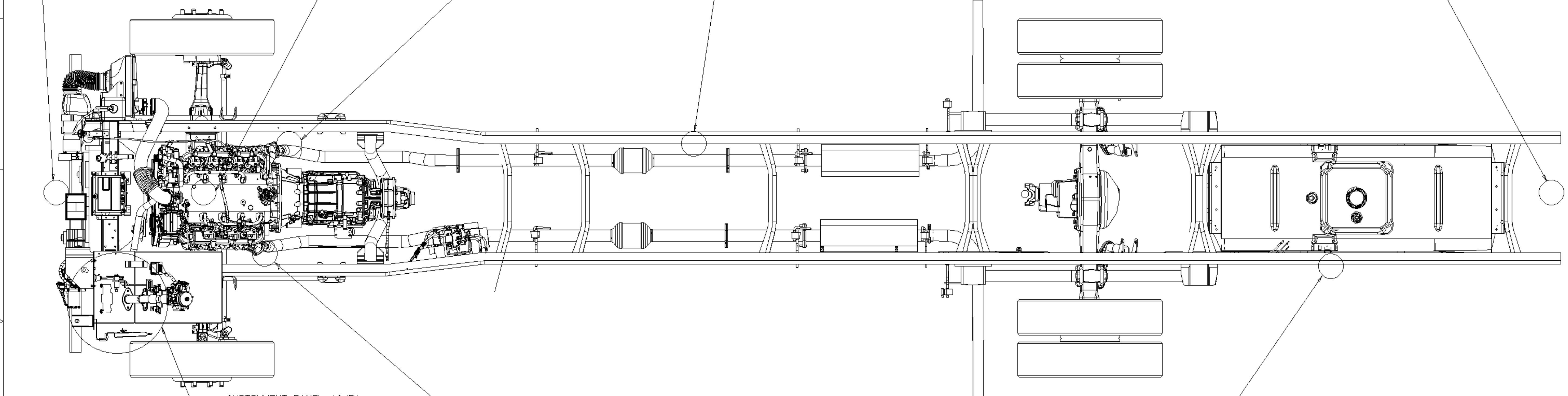
INSTRUMENT PANEL (I/P)  
 W0006453 &W24&L18&J72&ECS  
 W0006454 &W24&L18&J72-ECS

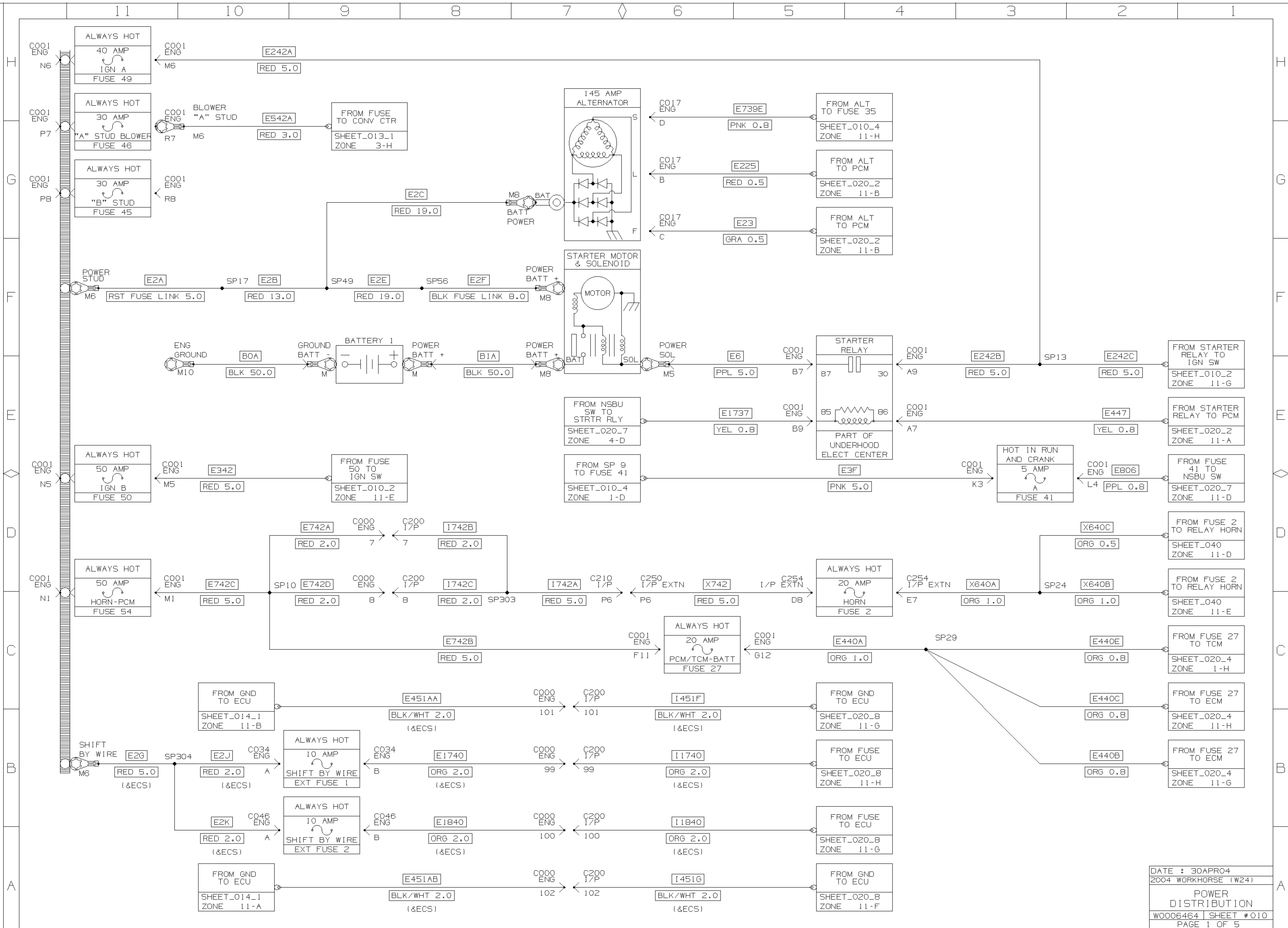
I/P EXTENSION (I/P EXTN)  
 W0006455 &W24&L18&J72&5K1  
 W0006456 &W24&L18&J72-5K1

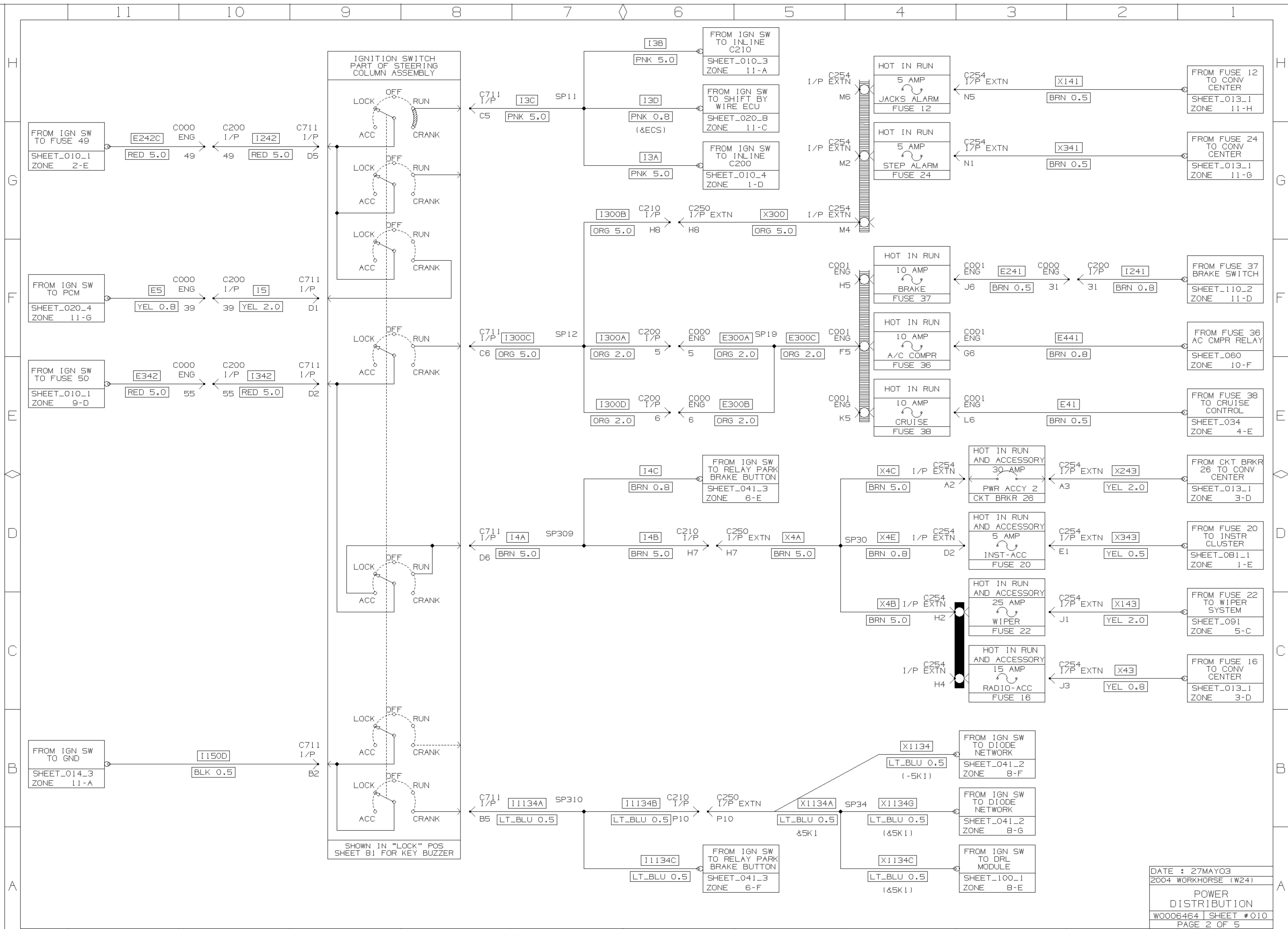
DRIVE AWAY I/P (DRIVE AWAY)  
 W0005071 &W22&L18

GND STRAP  
 08913010 &L18

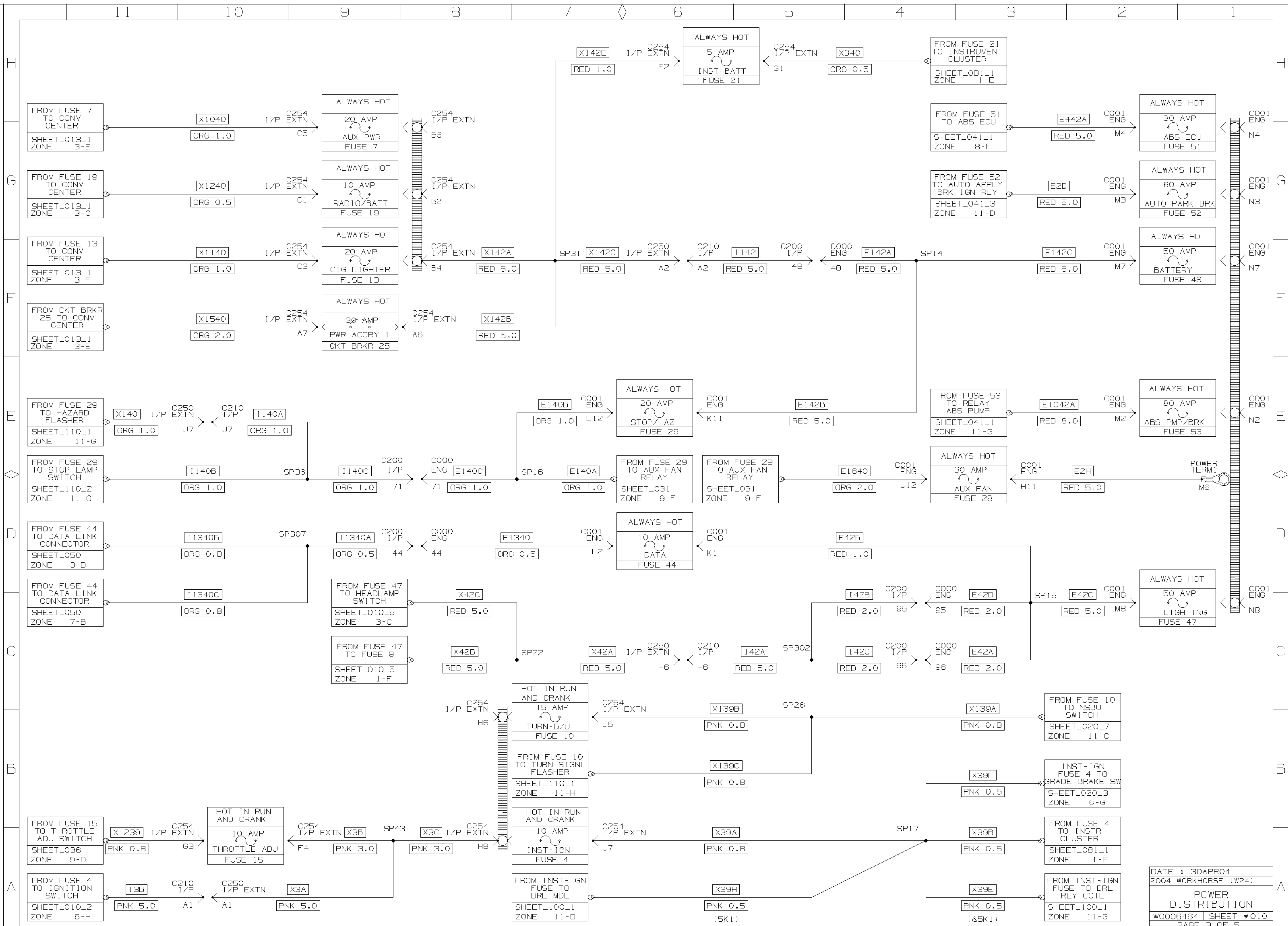
FUEL GND STRAP  
 W0002747  
 FUEL FILLER GND STRAP  
 12153362 &L18



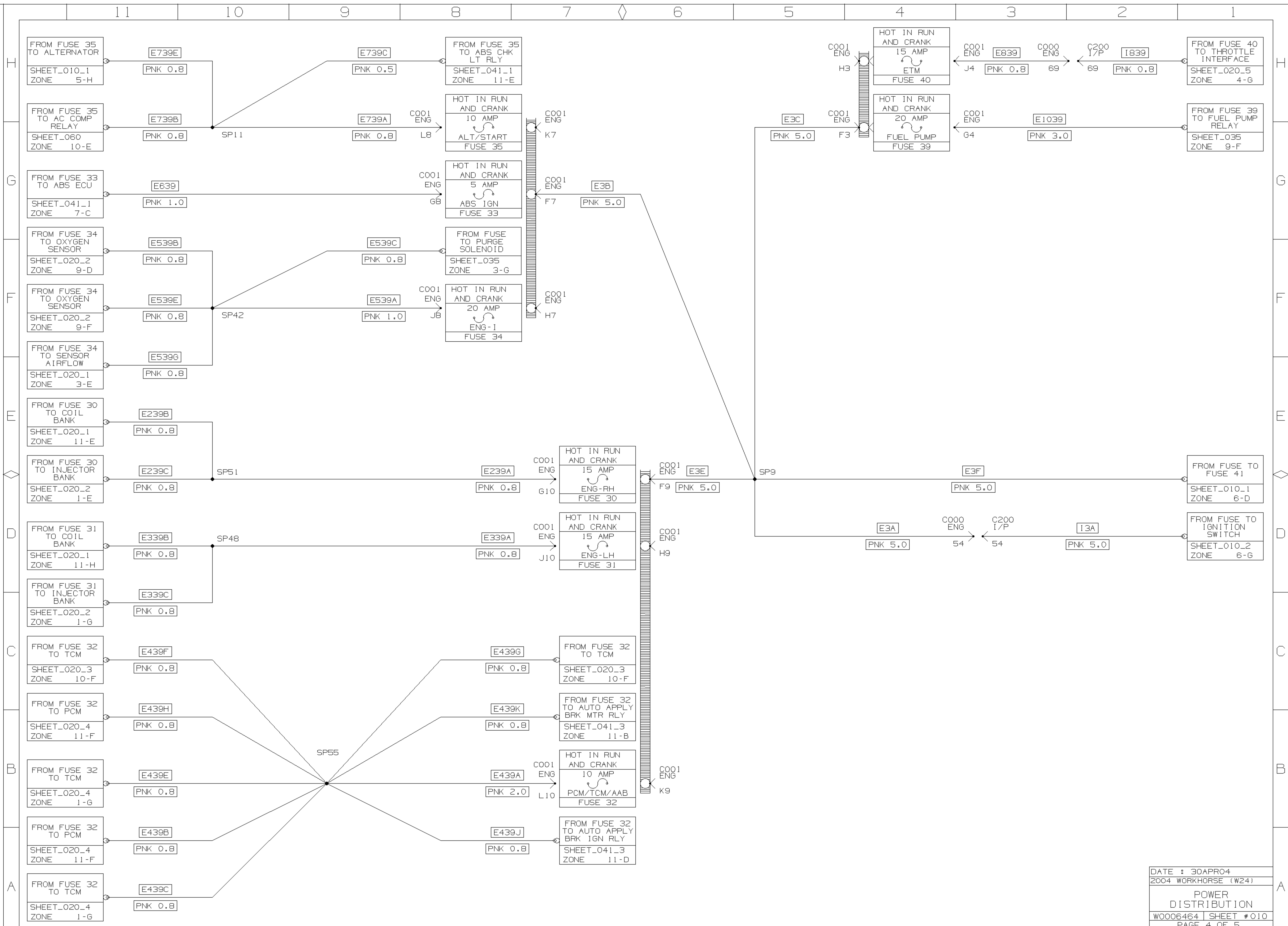




WORKHORSE CUSTOM CHASSIS

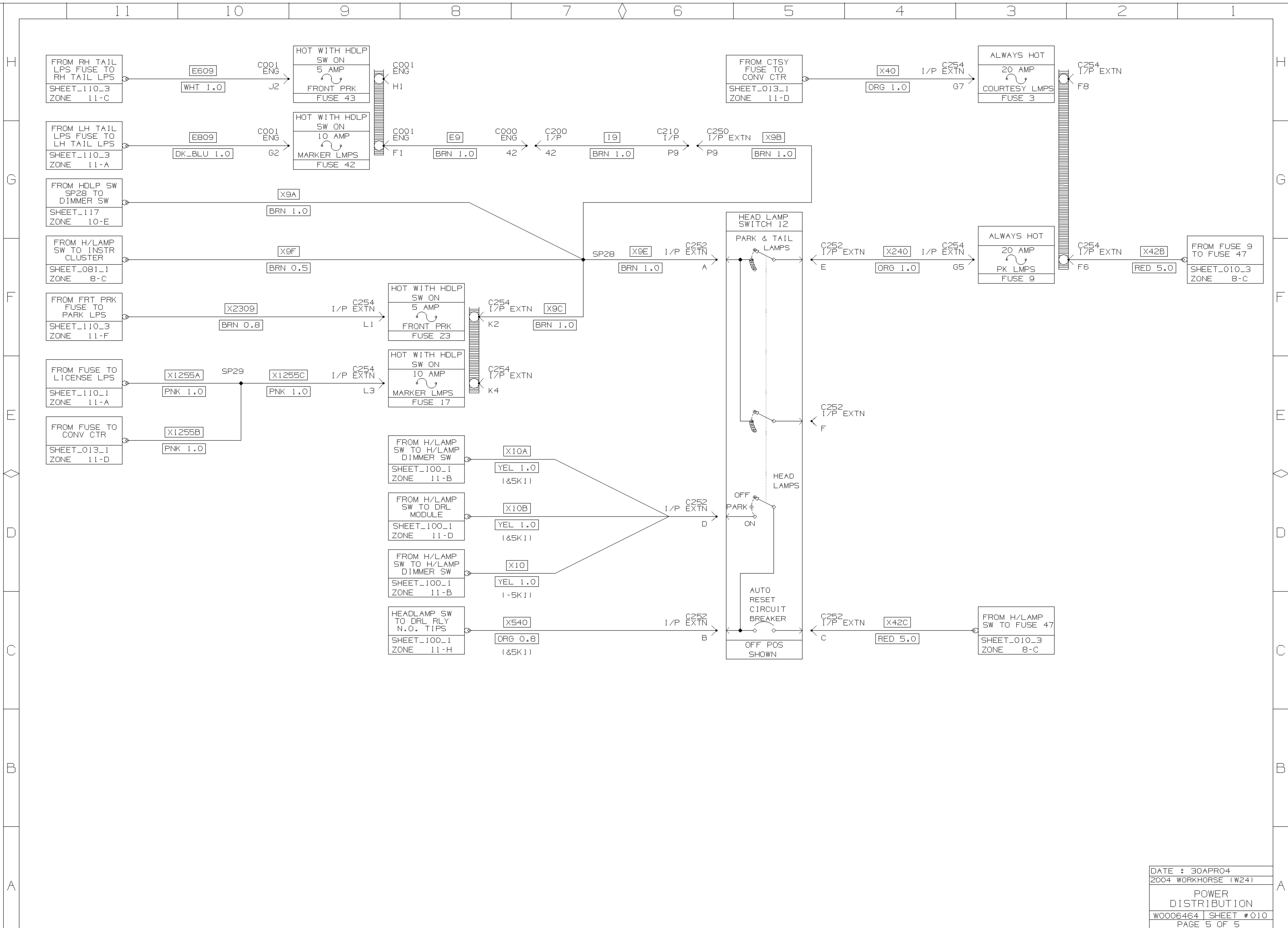


DATE : 30APR04  
2004 WORKHORSE (W24)  
POWER DISTRIBUTION  
W0006464 SHEET #010  
PAGE 3 OF 5





WORKHORSE CUSTOM CHASSIS

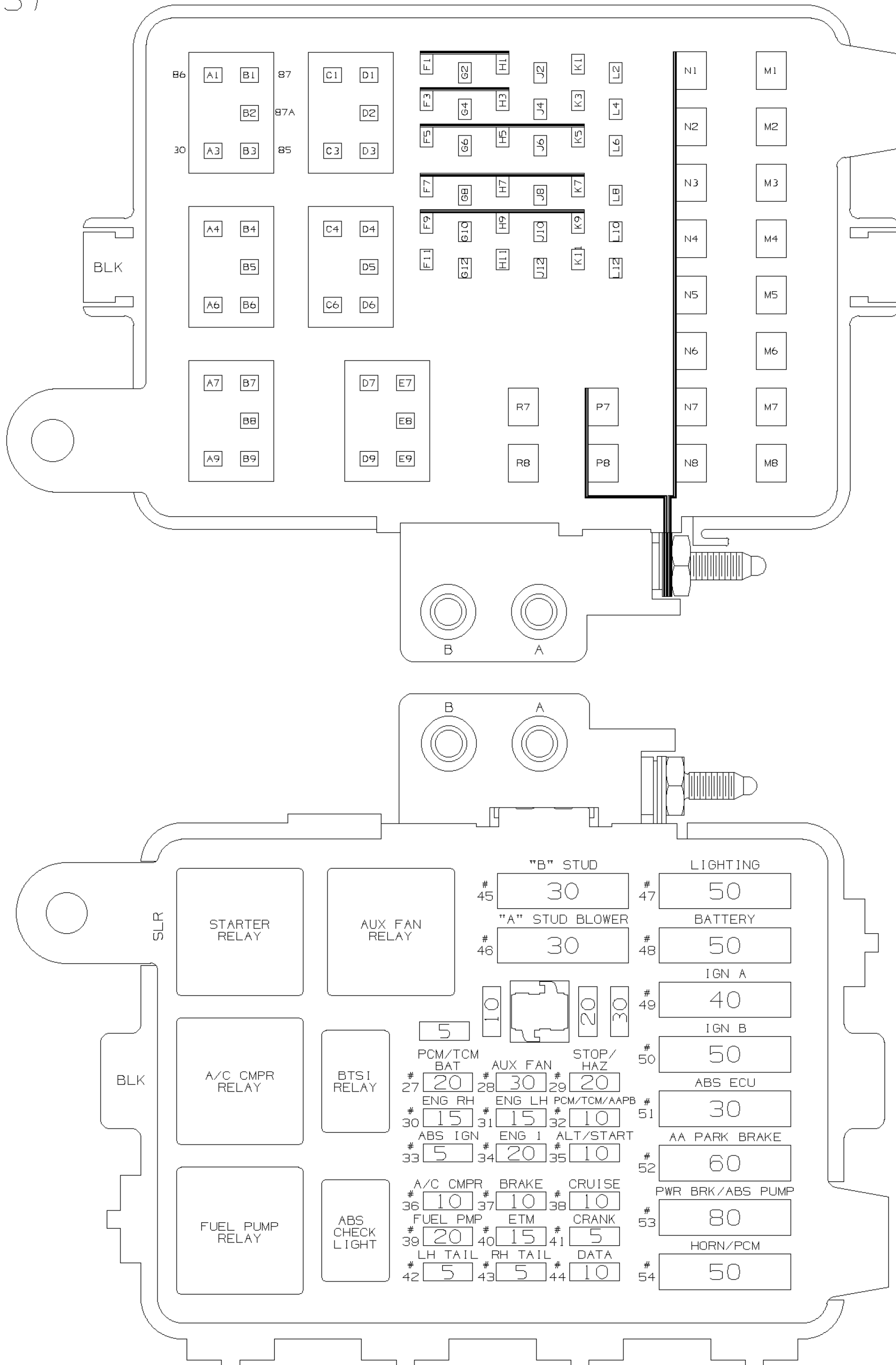


COO1 (&ECS) COO1 (-ECS)

UNDERHOOD ELECTRICAL CENTER COO1

ITEM NO:	8
12146281	BLK
PWR DISTR	BLK
CAV	WIRE
A1	150M
A3	120C
A4	459
A6	59A
A7	447
A9	242B
B1	1039
B2	490
B3	465
B4	441
B5	
B6	739B
B7	6
B8	
B9	1737
C1	1450
C3	867A
C4	150A
C6	150Z
D1	
D2	150P
D3	739C
D4	1135
D5	
D6	275B
D7	473
D9	1640
E7	702
E8	
E9	140A
F1	9
F3	3C
F5	300C
F7	3B
F9	3E
F11	742B
G2	809
G4	1039
G6	441
G8	639
G10	239A
G12	440A
H1	
H3	
H5	
H7	
H9	
H11	2H
J2	609
J4	839
J6	241
J8	539A
J10	339A
J12	1640
K1	42B
K3	3F
K5	
K7	
K9	
K11	142B
L2	1340
L4	806
L6	41
L8	739A
L10	439A
L12	140B
M1	742C
M2	1042A
M3	2D
M4	442A
M5	342
M6	242A
M7	142C
M8	42C
N1	
N2	
N3	
N4	
N5	
N6	
N7	
N8	

ITEM NO:	8
12146281	BLK
PWR DISTR	BLK
CAV	WIRE
A1	150M
A3	120C
A4	459
A6	59A
A7	447
A9	242B
B1	1039
B2	490
B3	465
B4	441
B5	
B6	739B
B7	6
B8	
B9	1737
C1	1450
C3	867A
C4	150A
C6	420B
D1	
D2	150P
D3	739C
D4	1135
D5	
D6	275B
D7	473
D9	1640
E7	702
E8	
E9	140A
F1	9
F3	3C
F5	300C
F7	3B
F9	3E
F11	742B
G2	809
G4	1039
G6	441
G8	639
G10	239A
G12	440A
H1	
H3	
H5	
H7	
H9	
H11	2H
J2	609
J4	839
J6	241
J8	539A
J10	339A
J12	1640
K1	42B
K3	3F
K5	
K7	
K9	
K11	142B
L2	1340
L4	806
L6	41
L8	739A
L10	439A
L12	140B
M1	742C
M2	1042A
M3	2D
M4	442A
M5	342
M6	242A
M7	142C
M8	42C
N1	
N2	
N3	
N4	
N5	
N6	
N7	
N8	

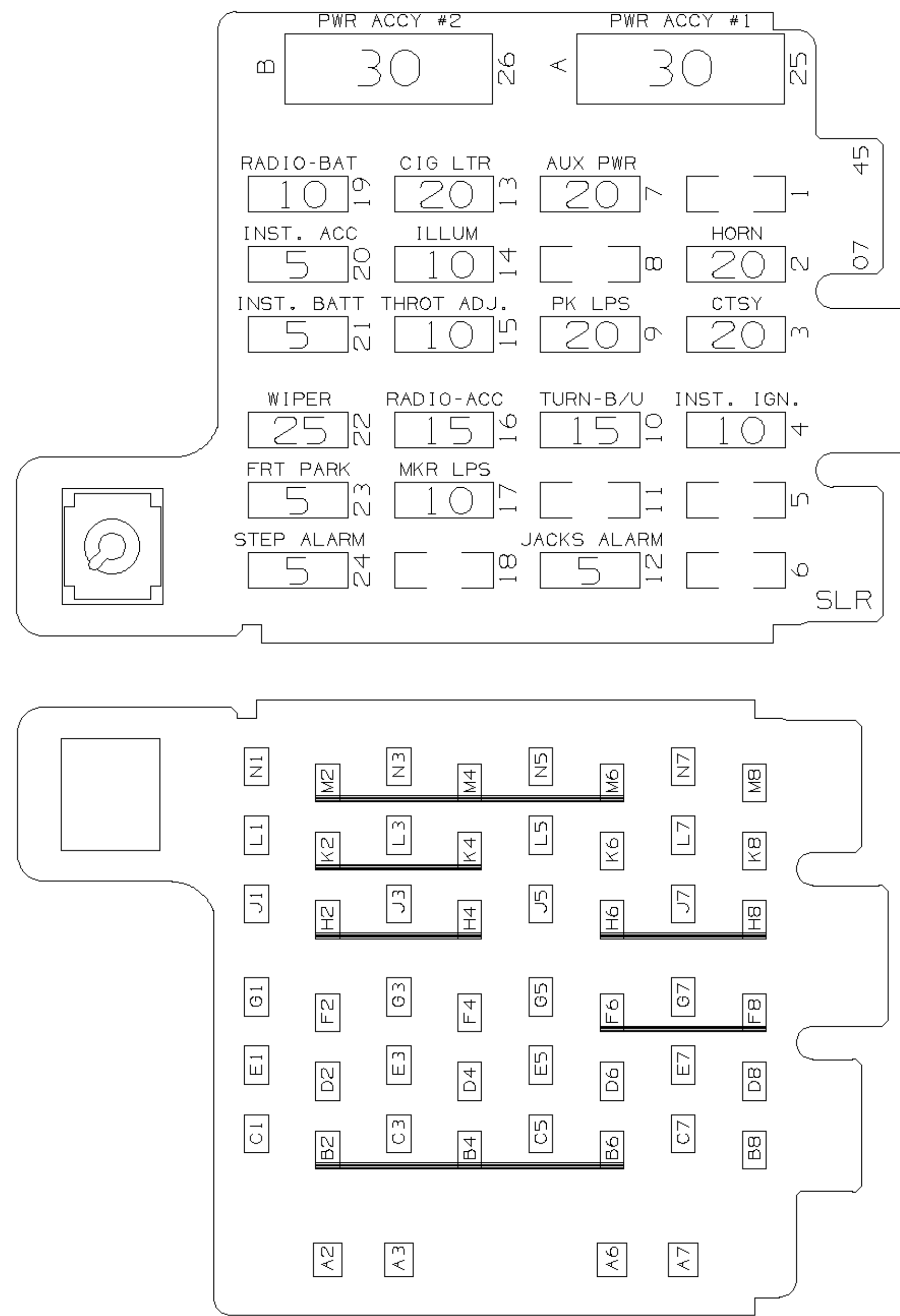


LOAD CHART				
FUSE NO	NAME	SIZE	LOAD CIRCUIT	LOAD
27	PCM/TCM -BAT	20A FUSE	440	POWERTRAIN CONTROL MODULE TRANSMISSION CONTROL MODULE
28	AUX FAN	30A FUSE	1640	AUXILIARY FAN
29	STOP/HAZ	20A FUSE	140	ABS BRAKE SWITCH, TURN SIG SWITCH, AUDIO ALARM/AUX FAN
30	ENG-RH	15A FUSE	239	CYLINDER 2,4,6,8 INJECTORS AND COILS
31	ENG-LH	15A FUSE	339	CYLINDERS 1,3,5,7 INJECTORS AND COILS
32	PCM/TCM /AAB-IGN	10A FUSE	439	POWERTRAIN CNTRL MOD/TRANS CNTRL MOD/AUTO APPLY PARK BRAKE
33	ABS IGN	5A FUSE	639	ABS IGNITION
34	ENG- I	20A FUSE	539	EVAP CANISTER SOL, MASS AIR, OXY SENSORS
35	ALT/ START	10A FUSE	739	ALTERNATOR, PARK/NEU POSN & B/U LP SWITCH
36	A/C CMPR	10A FUSE	441	A/C COMPRESSOR RELAY
37	BRAKE	10A FUSE	241	BRAKE SWITCH / BTS1
38	CRUISE	10A FUSE	41	CRUISE CONTROL SWITCH
39	FUEL PMP	20A FUSE	1039	FUEL PUMP RELAY
40	ETM	15A FUSE	839	ELECTRONIC THROTTLE MODULE
41	CRANK	5A FUSE	806	CRANK REQUEST TO PCM
42	LH TAIL	5A FUSE	809	LH TAIL LAMPS
43	RH TAIL	5A FUSE	609	RH TAIL LAMPS
44	DATA	10A FUSE	1340	DATA LINK
45	"B" STUD	30A MAXI		BODY BUILDER BODY BUILDER
46	"A" STUD	30A MAXI	542A	BLOWER
47	LIGHTING	50A MAXI	42	1/P EXTN FUSEBLOCK, HEADLAMP SWITCH, DATA LINK FUSE (ENG)
48	BATTERY	50A MAXI	142	1/P EXTN FUSE BLOCK STOP/HAZ FUSE (ENG)
49	IGN A	40A MAXI	242	IGNITION SWITCH STARTER RELAY
50	IGN B	50A MAXI	342	IGNITION SWITCH
51	ABS	30A MAXI	442	ABS ECU MODULE
52	AA BRAKE	60A MAXI	2D	AUTO APPLY PARK BRAKE
53	PWR BRK ABS	80A MAXI	1042	POWER BRAKE/ABS PUMP
54	HORN-PCM	50A MAXI	742	ENG FUSE BLOCK HORN FUSE (1/P EXTN)

C254


ITEM NO: 11	
12110746 BLK	
FUSE BLK	
CAV	WIRE
A2	4C
A3	243
A6	142B
A7	1540
B2	142A
B4	
B6	
B8	
C1	1240
C3	1140
C5	1040
C7	
D2	4E
D4	44
D6	
D8	742
E1	343
E3	8A
E5	
E7	640A
F2	142E
F4	3B
F6	42B
F8	
G1	340
G3	1239
G5	240
G7	40
H2	4B
H4	
H6	3C
H8	
J1	143
J3	43
J5	139B
J7	39A
K2	9C
K4	
K6	
K8	
L1	2309
L3	1255C
L5	
L7	
M2	300
M4	
M6	
M8	
N1	341
N3	
N5	141
N7	

I/P EXTN FUSE BLOCK

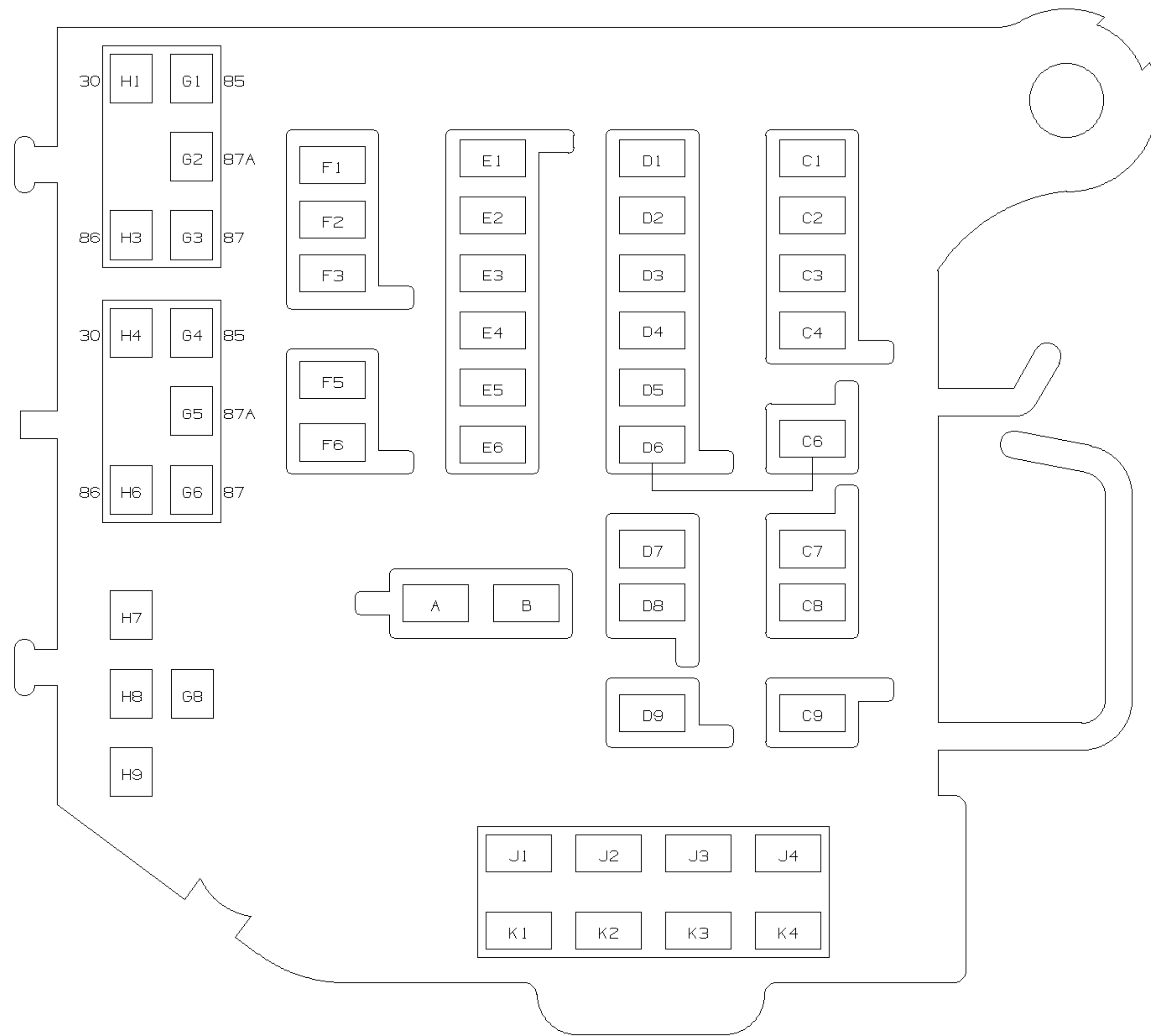


I/P EXTN FUSE BLOCK LOAD CHART

FUSE NO	NAME	SIZE	LOAD CIRCUIT	LOAD
1	OPEN			
2	HORN	20A FUSE	640	HORN RELAY
3	CTSY	20A FUSE	40	DOME & COURTESY LAMPS (BODY BUILDER)
4	INST IGN.	10A FUSE	39	DRL RELAY, DRL CONTROL MODULE, CLUSTER
5	OPEN			
6	OPEN			
7	AUX PWR	20A FUSE	1040	BODY BUILDER
8	OPEN			
9	PRK LMPS	20A FUSE	240	HEADLAMP SWITCH (PARK, MARKER AND TAIL LAMPS)
10	TURN-B/U	15A FUSE	139	TURN SIGNAL SWITCH, PARK/NEU POSN & B/U LAMP SWITCH
11	OPEN			
12	JACKS ALARM	5A FUSE	141	JACKS ALARM
13	CIG LTR	20A FUSE	1140	CIG LIGHTER (BODY BUILDER)
14	ILLUM	10A FUSE	8	I/P CLUSTER, AUDIO ALARM, BODY BUILDER FEED
15	THROT ADJ.	10A FUSE	1239	ADJUSTABLE THROTTLE MOTOR
16	RADIO-ACC	15A FUSE	43	BODY BUILDER RADIO
17	MKR LPS	10A FUSE	1255	LICENSE LAMPS, BODY BUILDER MARKER LPS
18	OPEN			
19	RADIO-BAT	10A FUSE	1240	BODY BUILDER RADIO
20	INST ACC.	5A FUSE	343	CLUSTER, CHECK TYRE
21	INST BATT	5A FUSE	340	CLUSTER, CHECK TYRE
22	WIPER	25A FUSE	143	BODY BUILDER WIPERS
23	FRT PARK	5A FUSE	2309	FRONT PARK LAMPS
24	STEP ALARM	5A FUSE	341	STEP ALARM
25	PWR ACCY #1	30A BRKR	1540	BODY BUILDER
26	PWR ACCY #2	30A BRKR	243	BODY BUILDER

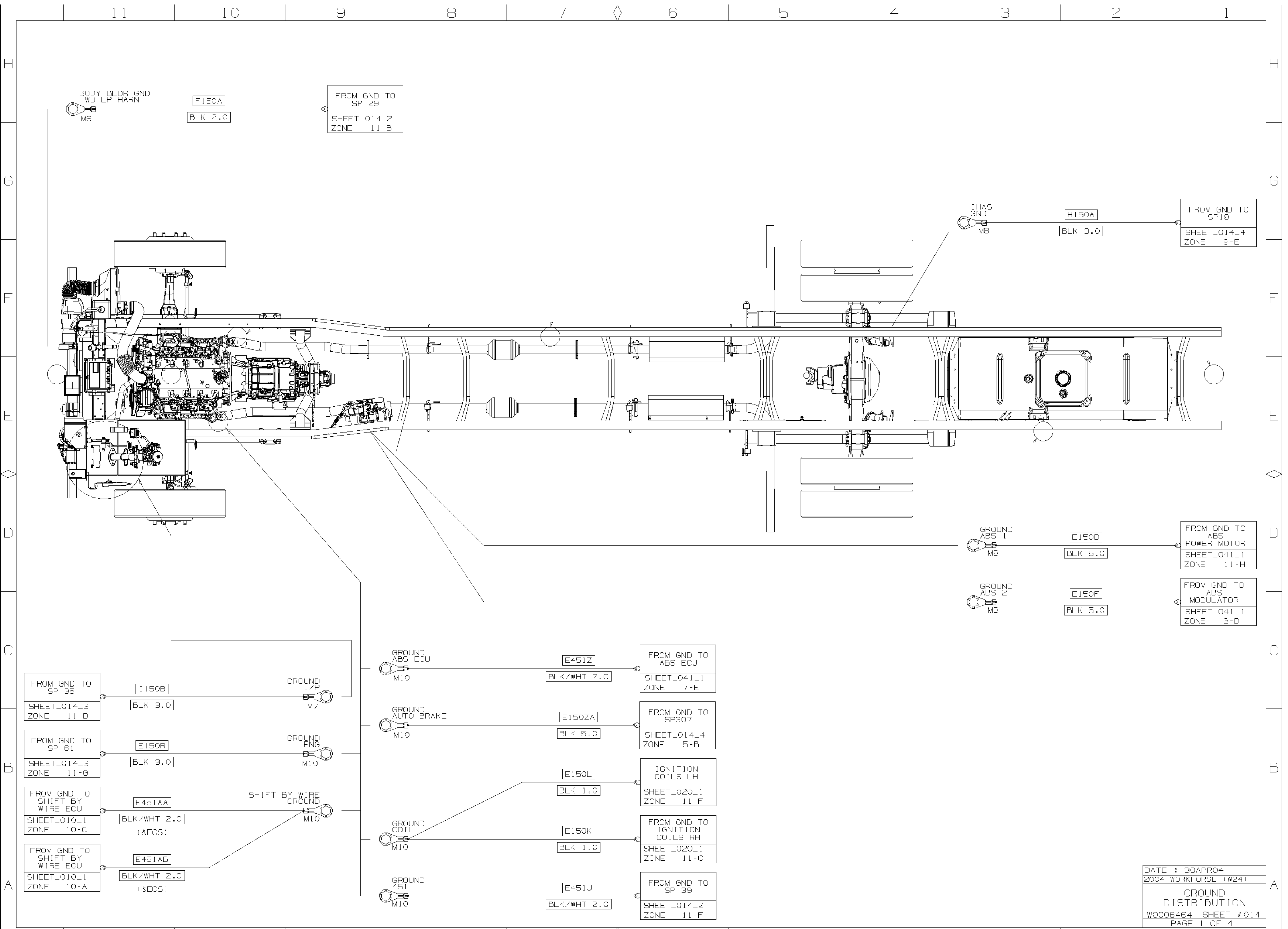


## C255 I/P EXTN CONVENIENCE CENTER

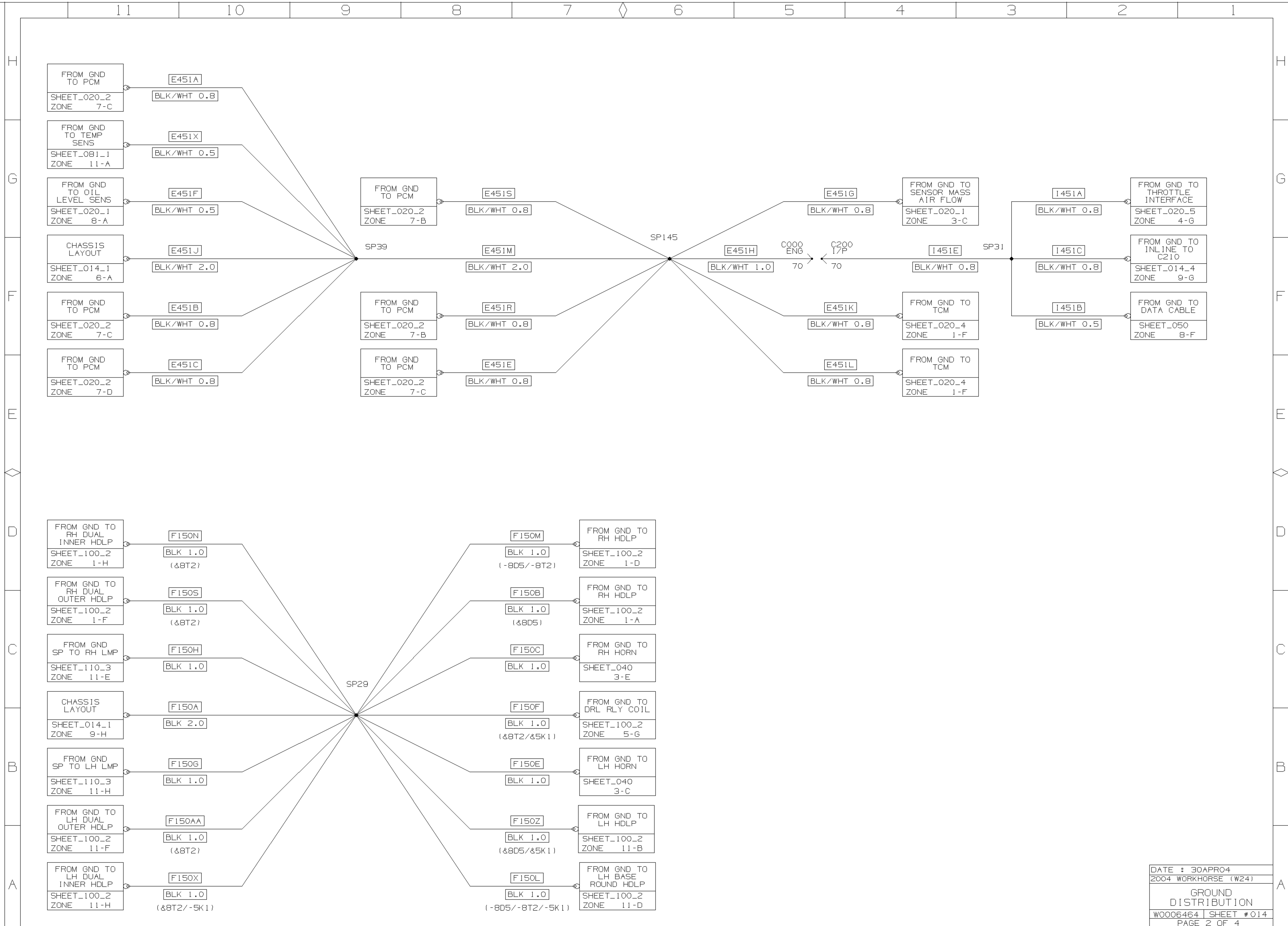


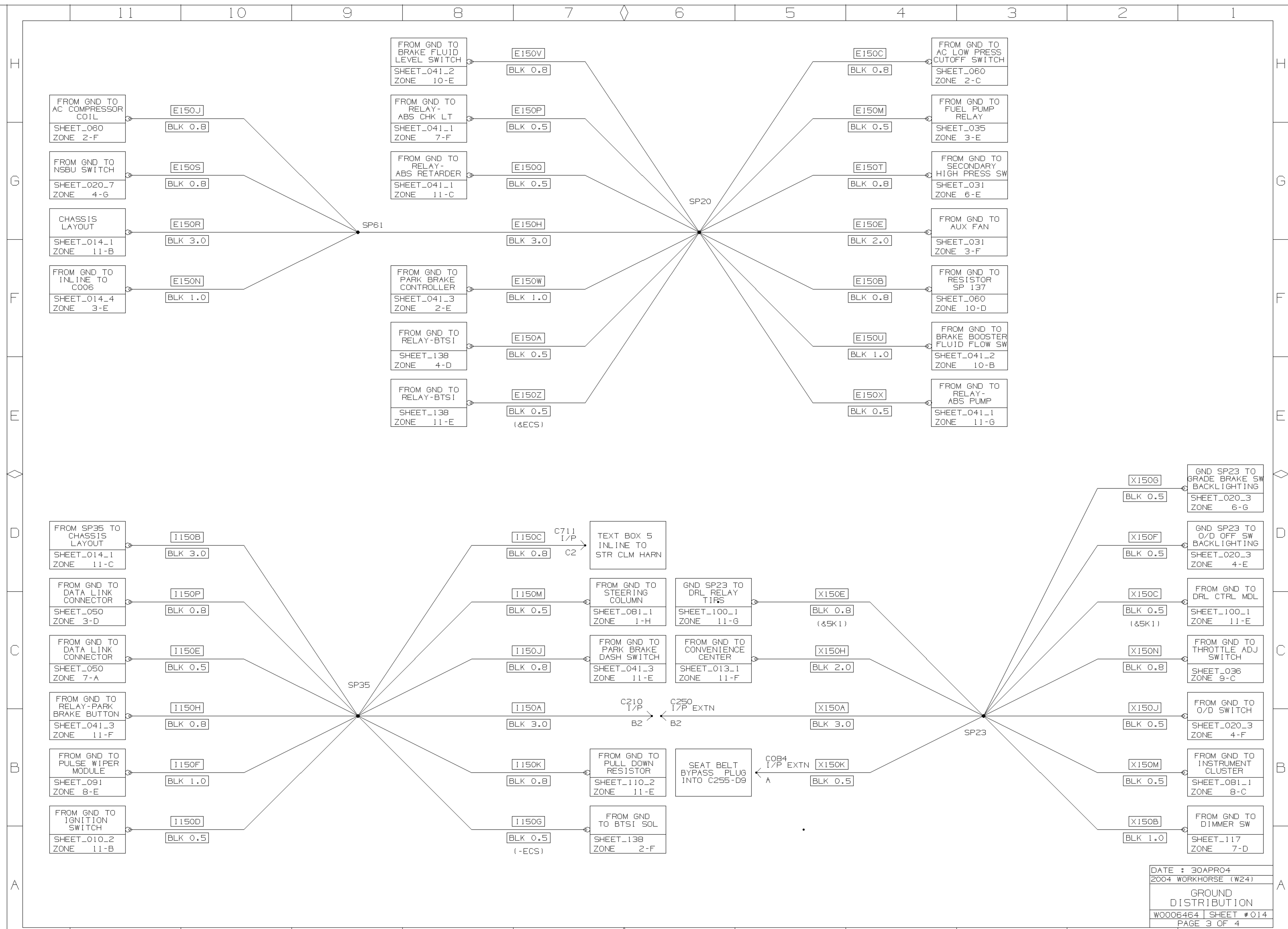
I/P EXTN CONVENIENCE CENTER				
CAVITY	CIRCUIT	FUNCTION	REF. SHEET	COMPONENT
A	542	BODY BUILDER BLOWER	10	
B	-	-	-	MATES WITH 12129939
C1	-	-	-	
C2	1317	FOG LP. RELAY GRD.(5K1/-5K0)	100	
C3	534	HIGH IDLE SWITCH	20	MATES WITH 12033704
C4	-	-	-	
C6	150	GROUND	14	MATES WITH 12015202
C7	341	STEP ALARM	10	
C8	745	DOOR AJAR	81	MATES WITH 12034341
C9	275	PARK ACCESSORY	41	MATES WITH 12015203
D1	8	PANEL DIMMER SWITCH	117	
D2	1255	MARKER LAMPS	10	
D3	24	BACKUP LPS (CAMERA FEED)	110	MATES WITH 12110747
D4	235	IGNITION SWITCH BULB CHECK	41	
D5	29	HORN RELAY OUTPUT	40	
D6	BUS TO C6	GROUND	14	
D7	156	DOVE LAMP SWITCH (TO GROUND)	114	MATES WITH 12034577
D8	40	COURTESY/DOVE LAMP FEED	114	
D9	234	SEAT BELT	81	MATES WITH 12033713
E1	43	RADIO-ACC FEED	10	
E2	1240	RADIO-BAT FEED	10	
E3	1140	CIG LTR FEED	10	MATES WITH 12110748
E4	1040	AUX PWR FEED	10	
E5	1540	PWR ACCY #1 FEED	10	
E6	243	PWR ACCY #2 FEED	10	
F1	-	-	-	
F2	-	-	-	MATES WITH 12110777
F3	-	-	-	
F5	141	JACKS ALARM	10	MATES WITH 12052184
F6	17	AUX STOP FEED	110	
G1	28	HORN RELAY	40	
G2	-	-	-	HORN RELAY (12088567)
G3	640	HORN RELAY (Z49/-5K0)	40	
G4	39	DAYTIME RUNNING LAMPS RELAY (Z49)	100	
G5	150	DAYTIME RUNNING LAMPS RELAY (Z49)	100	DAYTIME RUNNING LAMP RELAY (12077866)
G6	540	DAYTIME RUNNING LAMPS RELAY (Z49)	100	
G8	-	-	-	
H1	29	HORN RELAY	40	HORN RELAY (12088567)
H3	640	HORN RELAY (Z49/-5K0)	40	
H4	593	DAYTIME RUNNING LAMPS RELAY (Z49)	100	DAYTIME RUNNING LAMP RELAY (12077866)
H6	592	DAYTIME RUNNING LAMPS RELAY (Z49)	100	
H7	-	-	-	
H8	-	-	-	
H9	-	-	-	
J1	-	-	-	
J2	-	-	-	
J3	-	-	-	
J4	-	-	-	
K1	-	-	-	
K2	-	-	-	
K3	-	-	-	
K4	-	-	-	

WORKHORSE CUSTOM CHASSIS

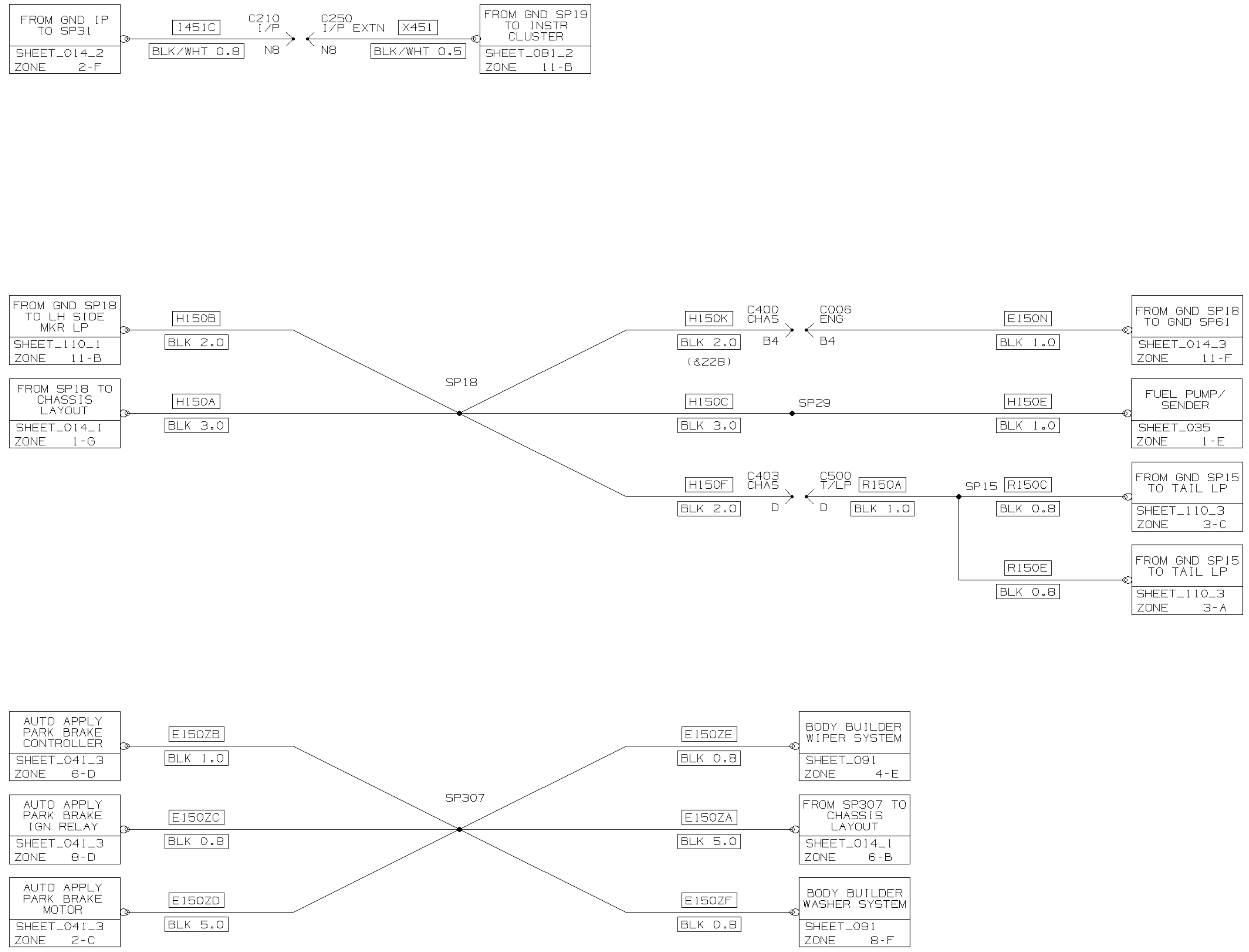


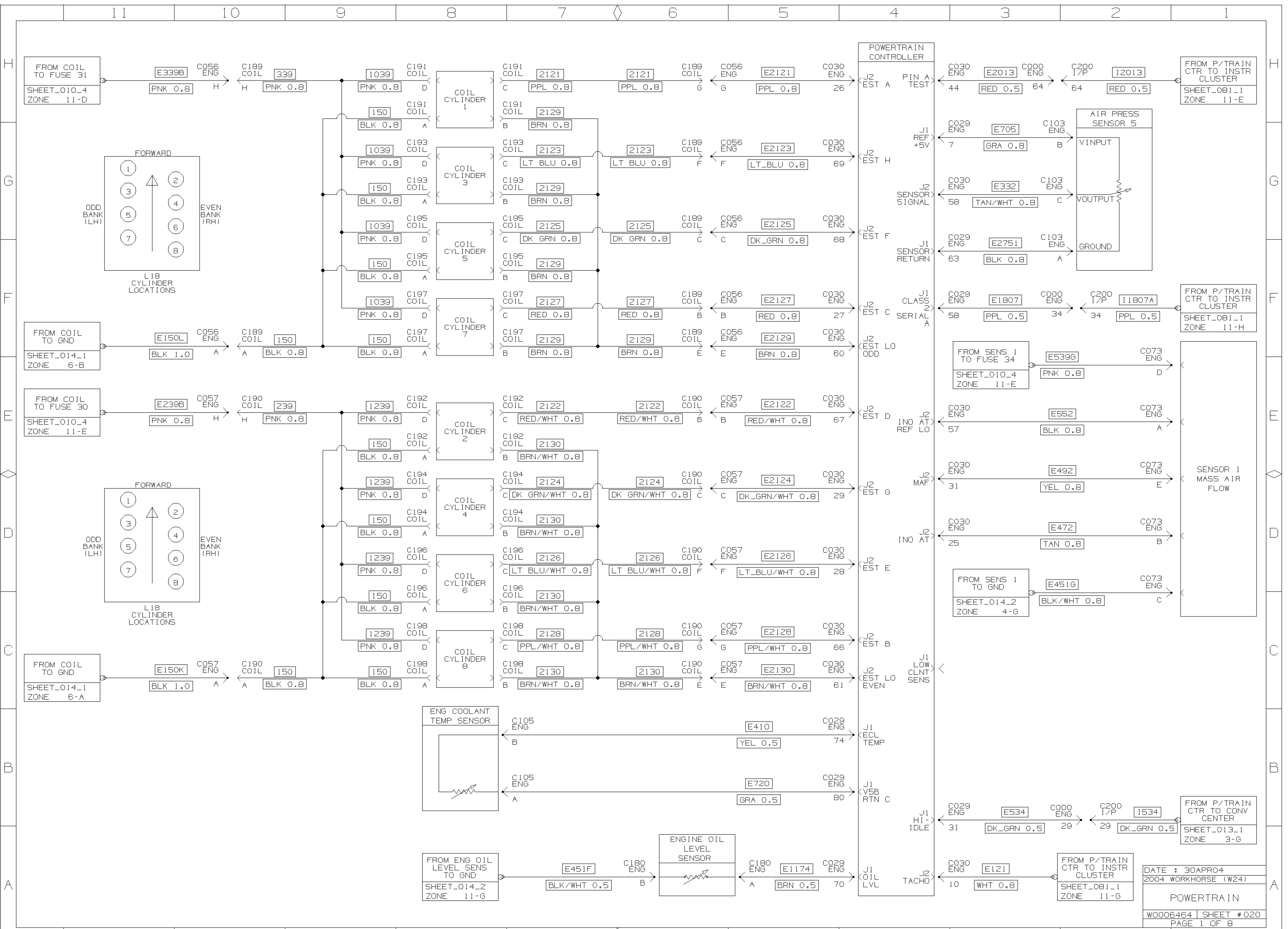
DATE : 30APR04  
 2004 WORKHORSE (W24)  
 GROUND DISTRIBUTION  
 W0006464 | SHEET #014  
 PAGE 1 OF 4

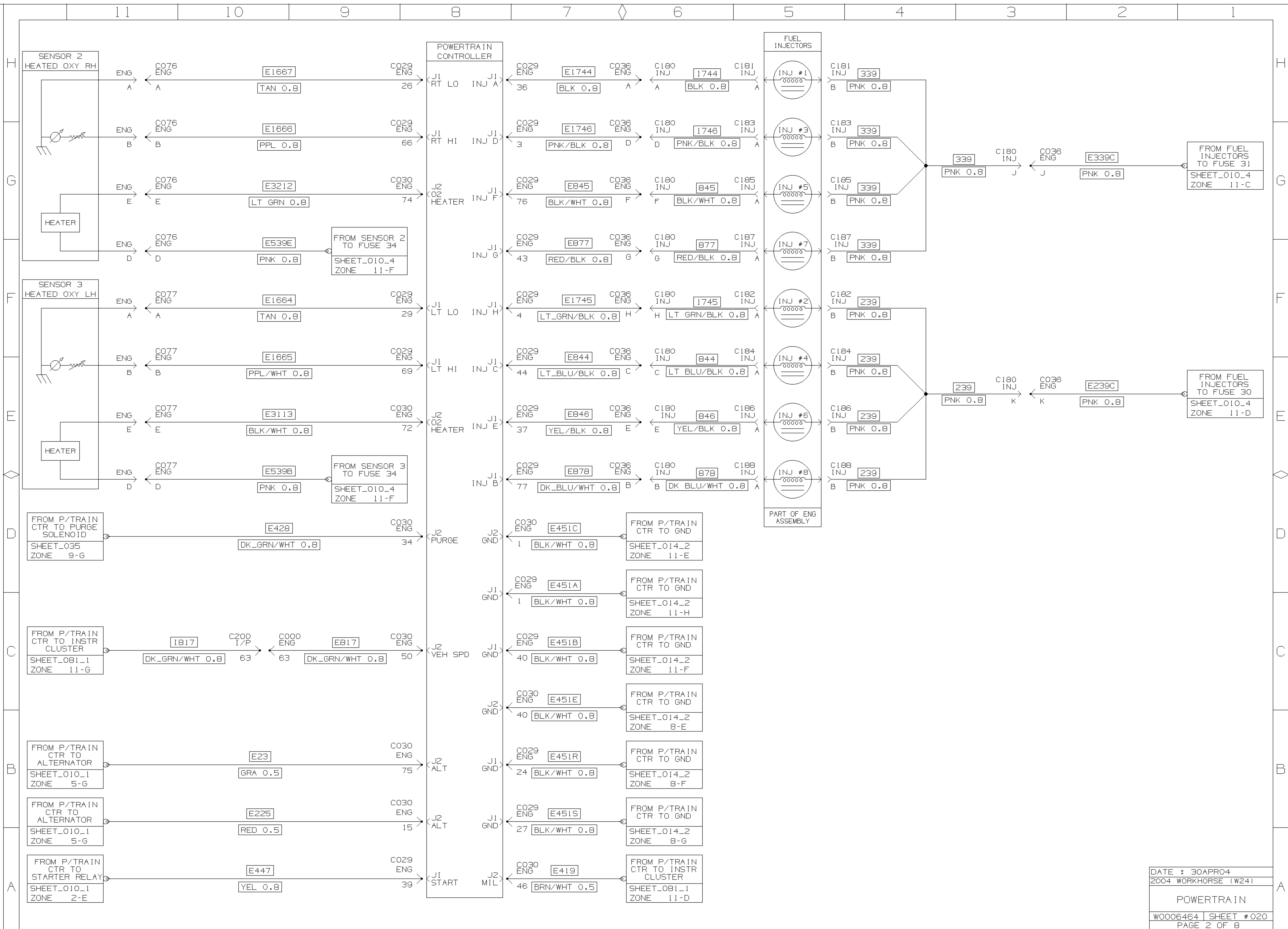


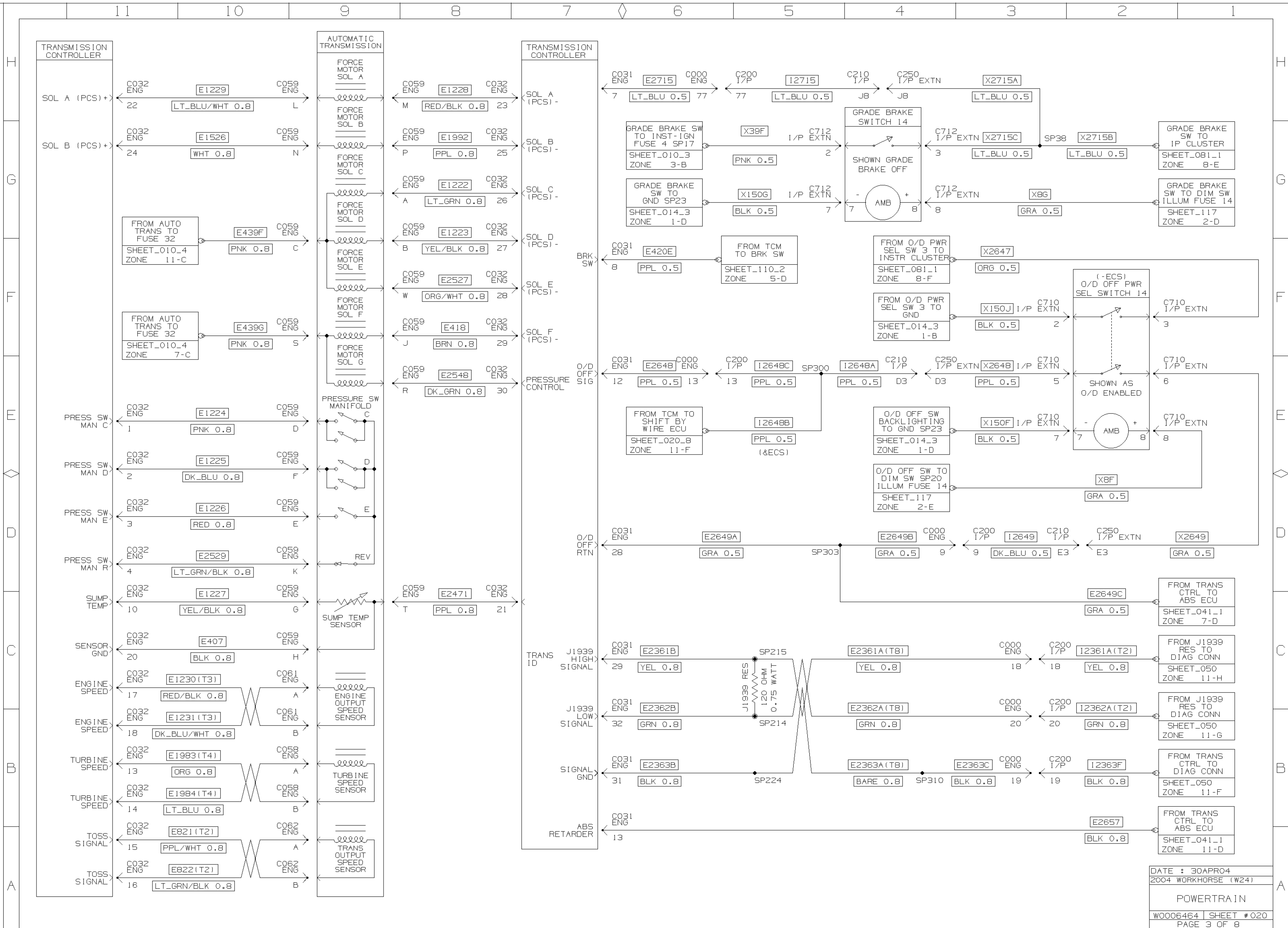




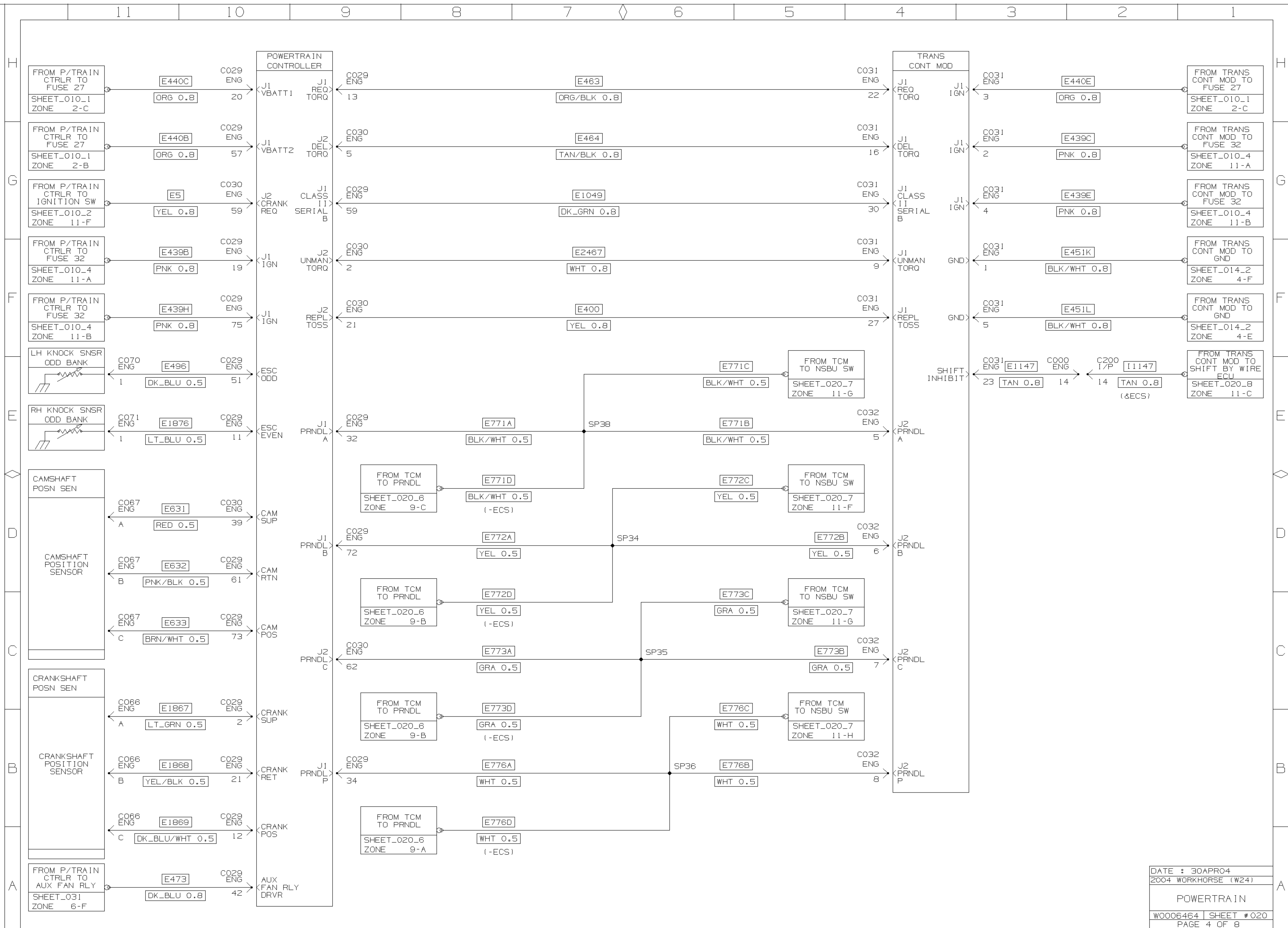


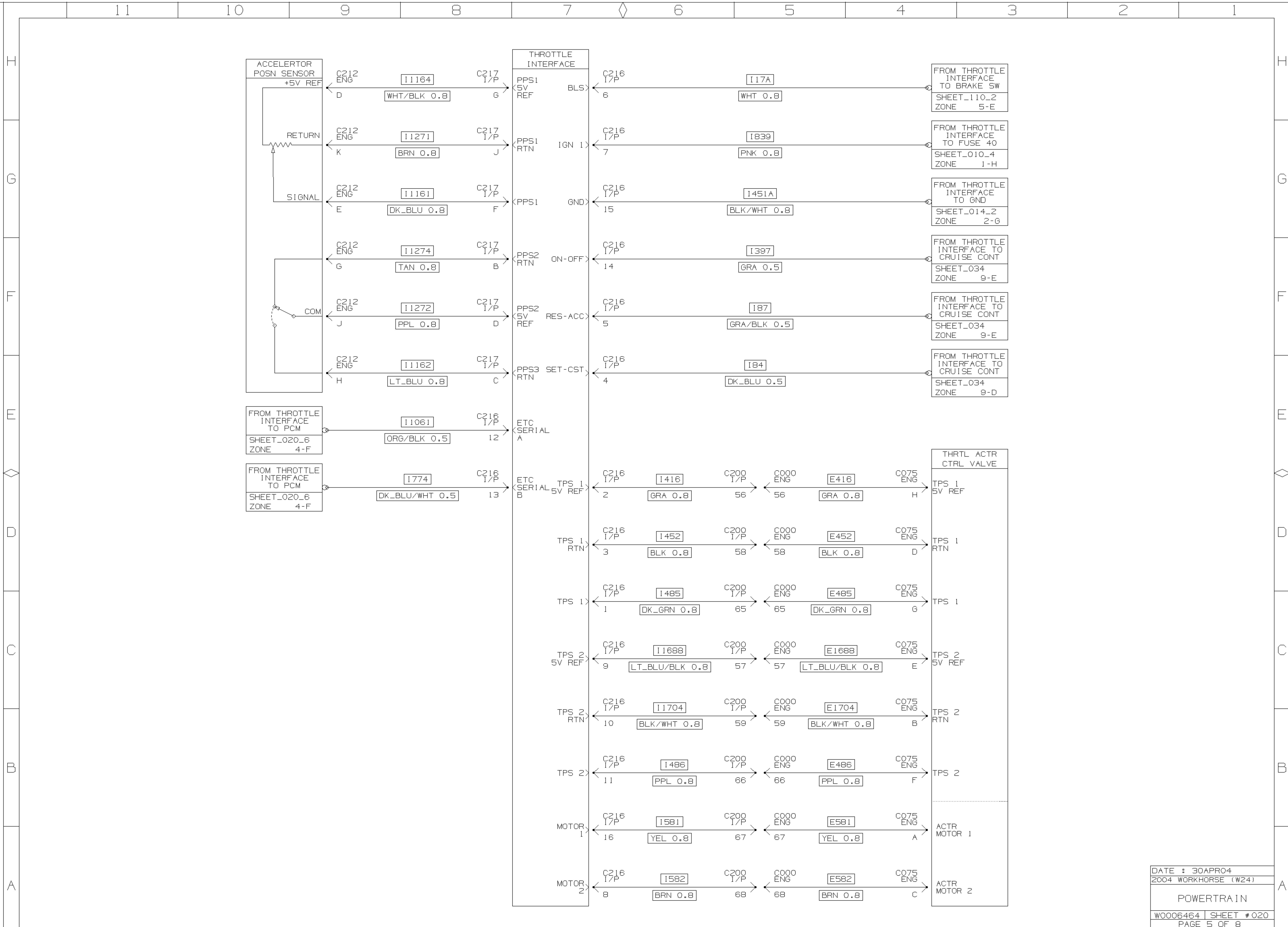





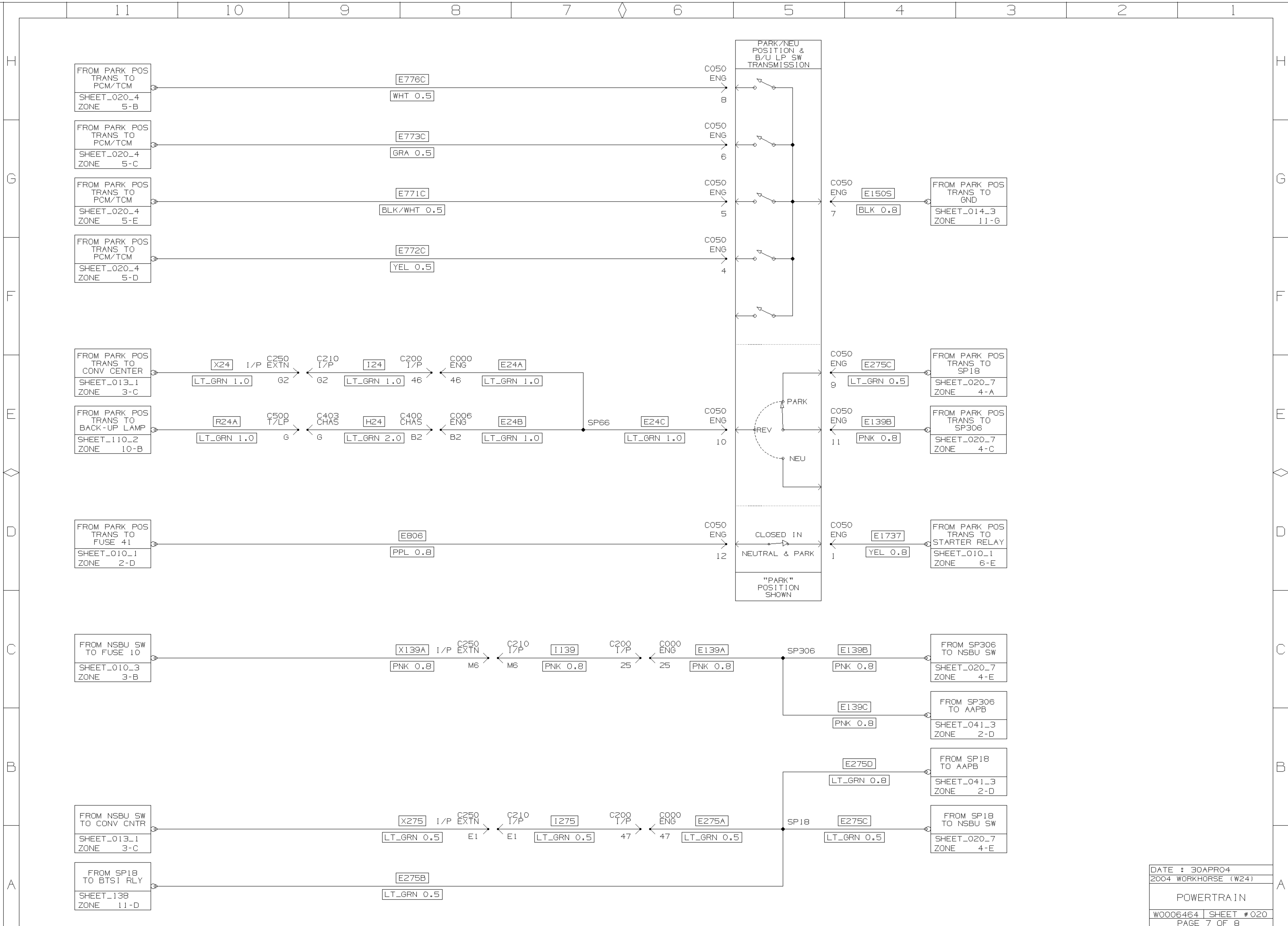


DATE : 30APR04  
 2004 WORKHORSE (W24)  
 POWERTRAIN  
 W0006464 SHEET #020  
 PAGE 3 OF 8



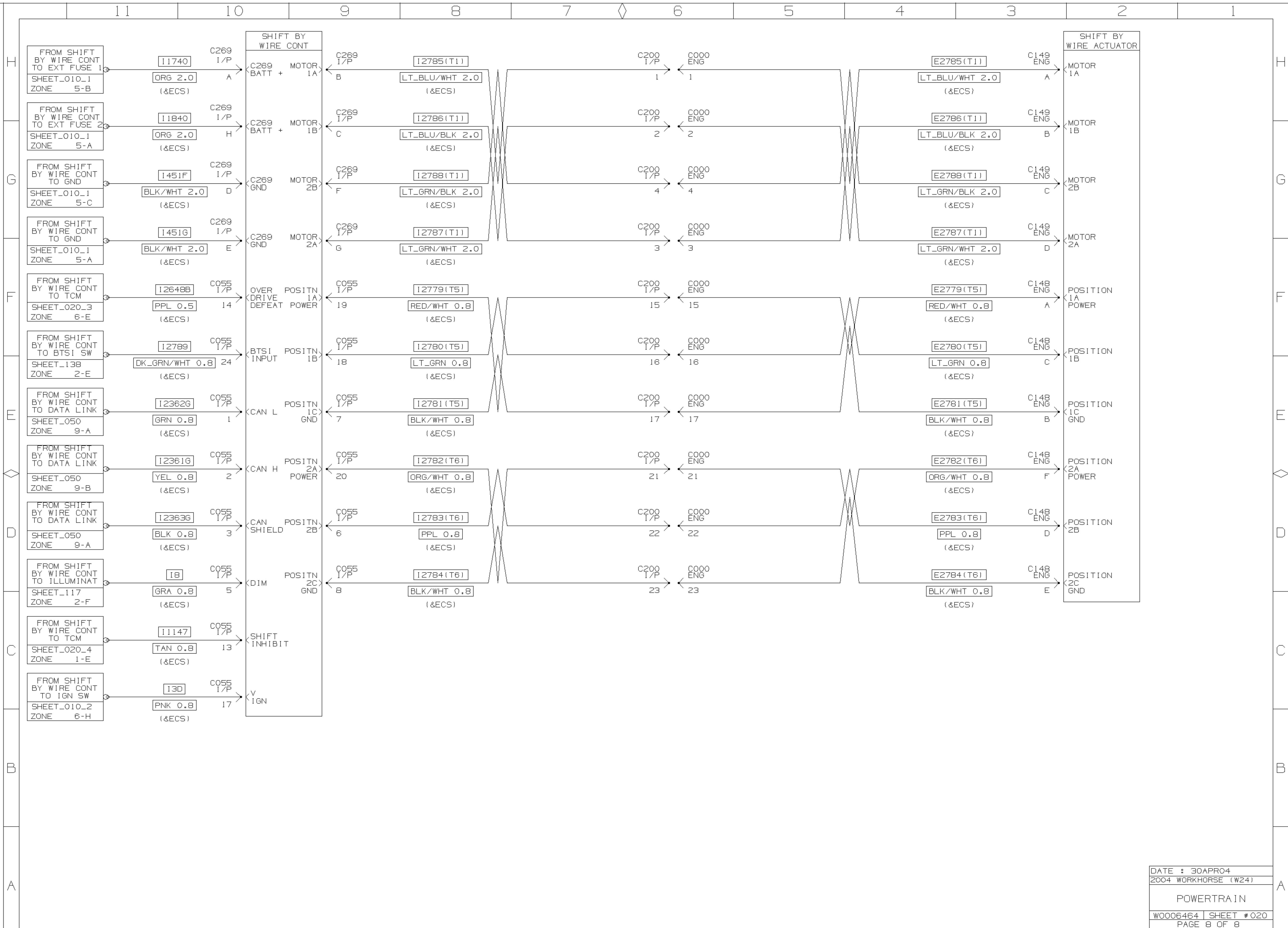








WORKHORSE CUSTOM CHASSIS



11

10

9

8

7

◇

6

5

4

3

2

1

H

G

F

E

D

C

B

A

H

G

F

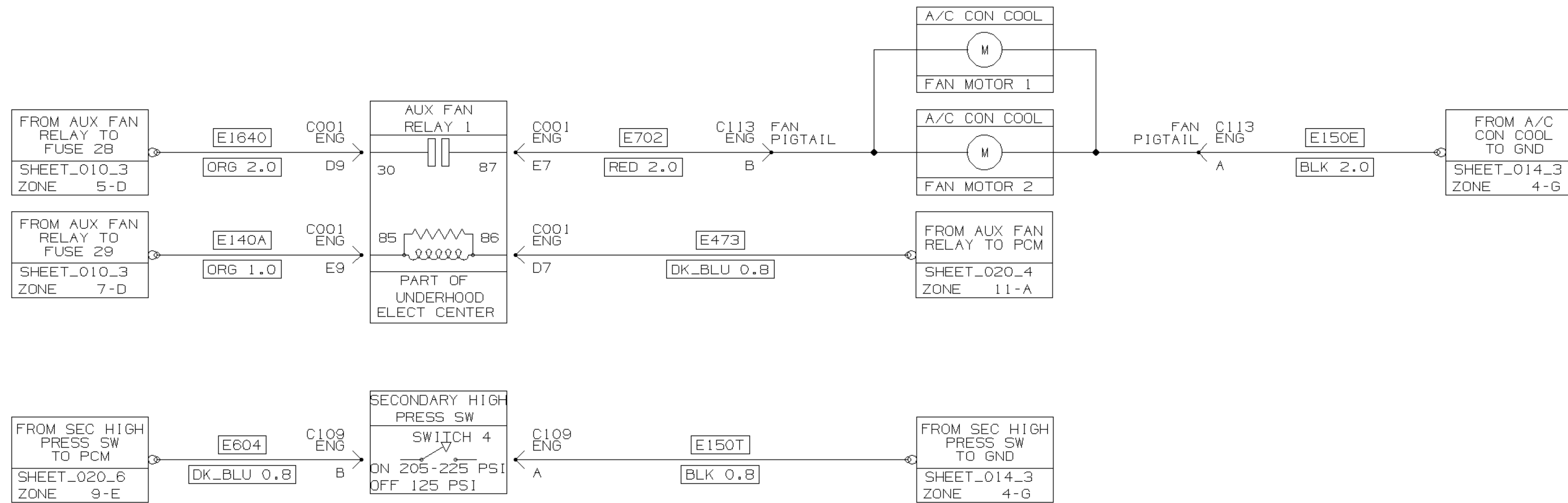
E

D

C

B

A



11

10

9

8

7

◇

6

5

4

3

2

1

11

10

9

8

7

6

5

4

3

2

1

H

G

F

E

D

C

B

A

H

G

F

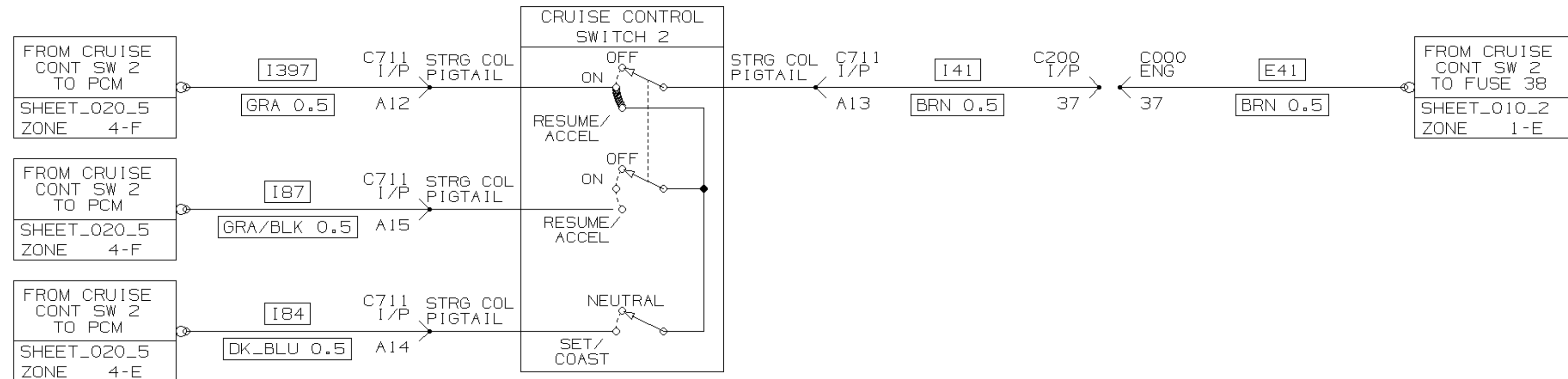
E

D

C

B

A



11

10

9

8

7

6

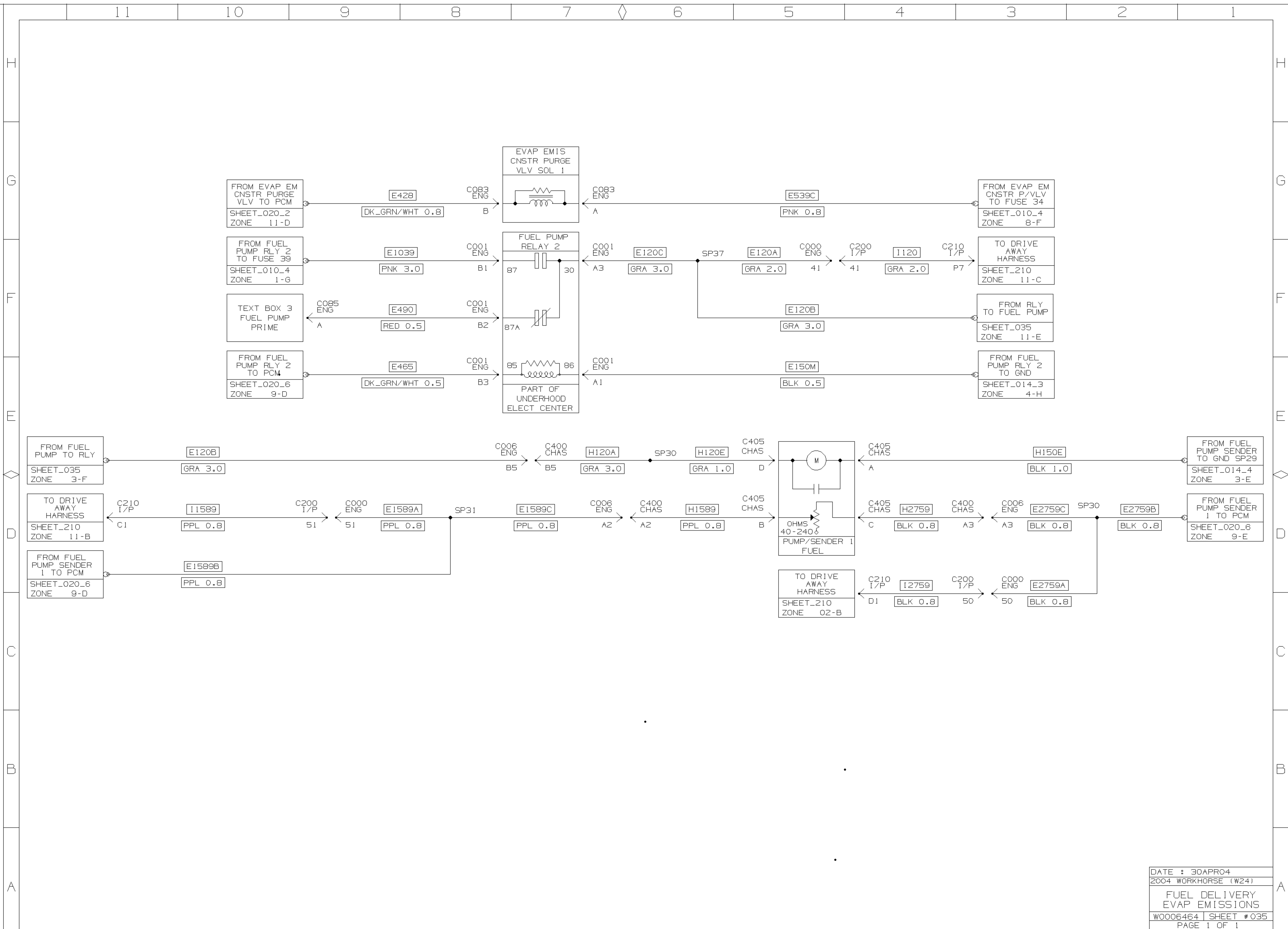
5

4

3

2

1



11

10

9

8

7

◇

6

5

4

3

2

1

H

G

F

E

D

C

B

A

H

G

F

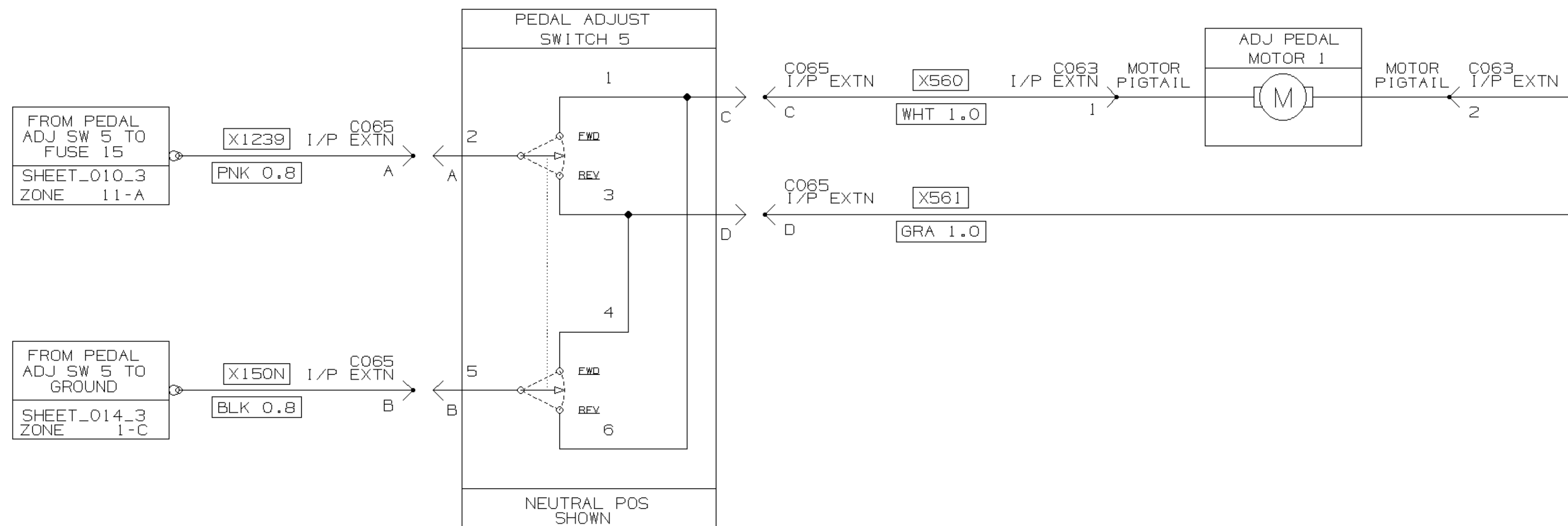
E

D

C

B

A



11

10

9

8

7

◇

6

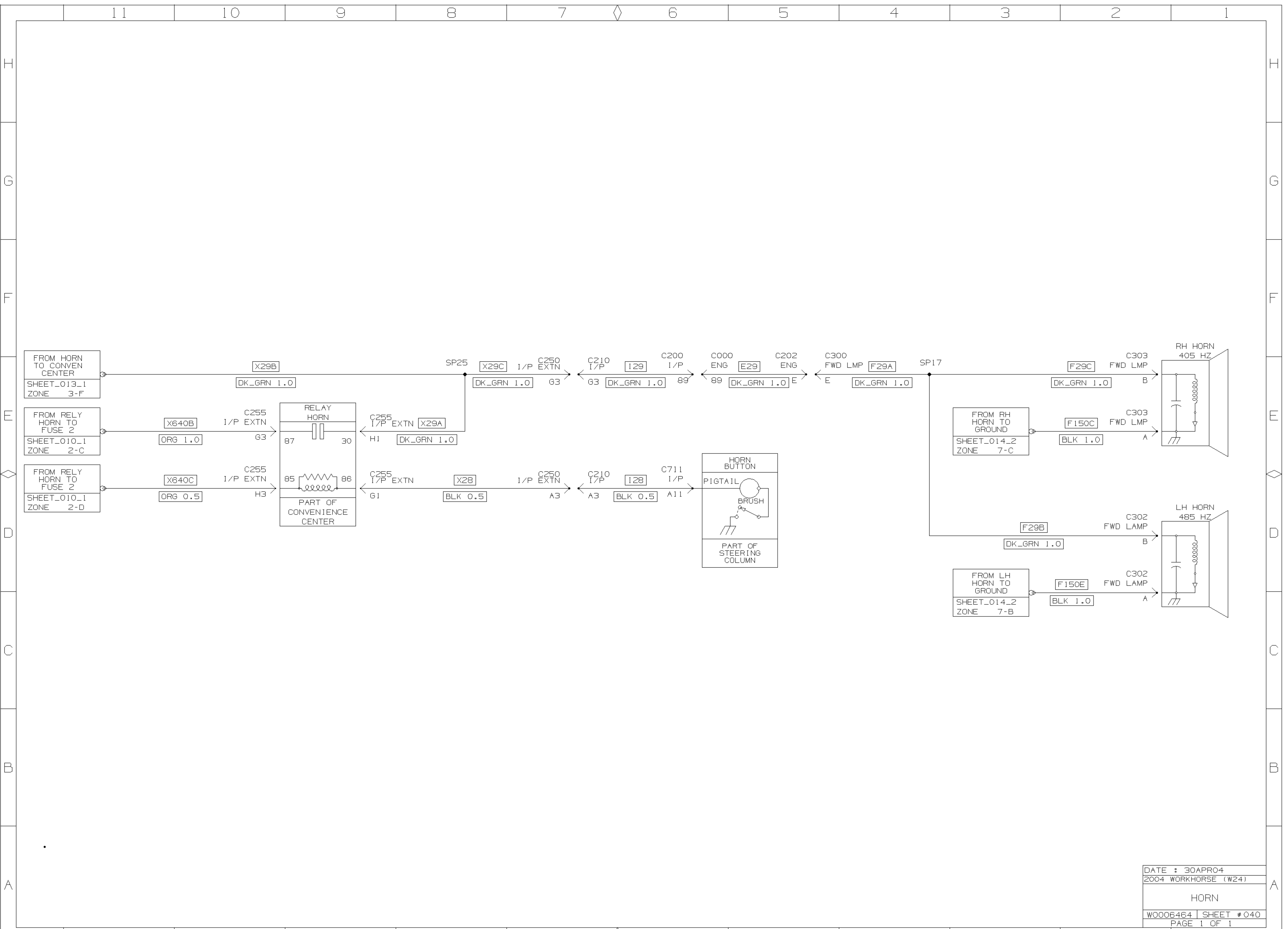
5

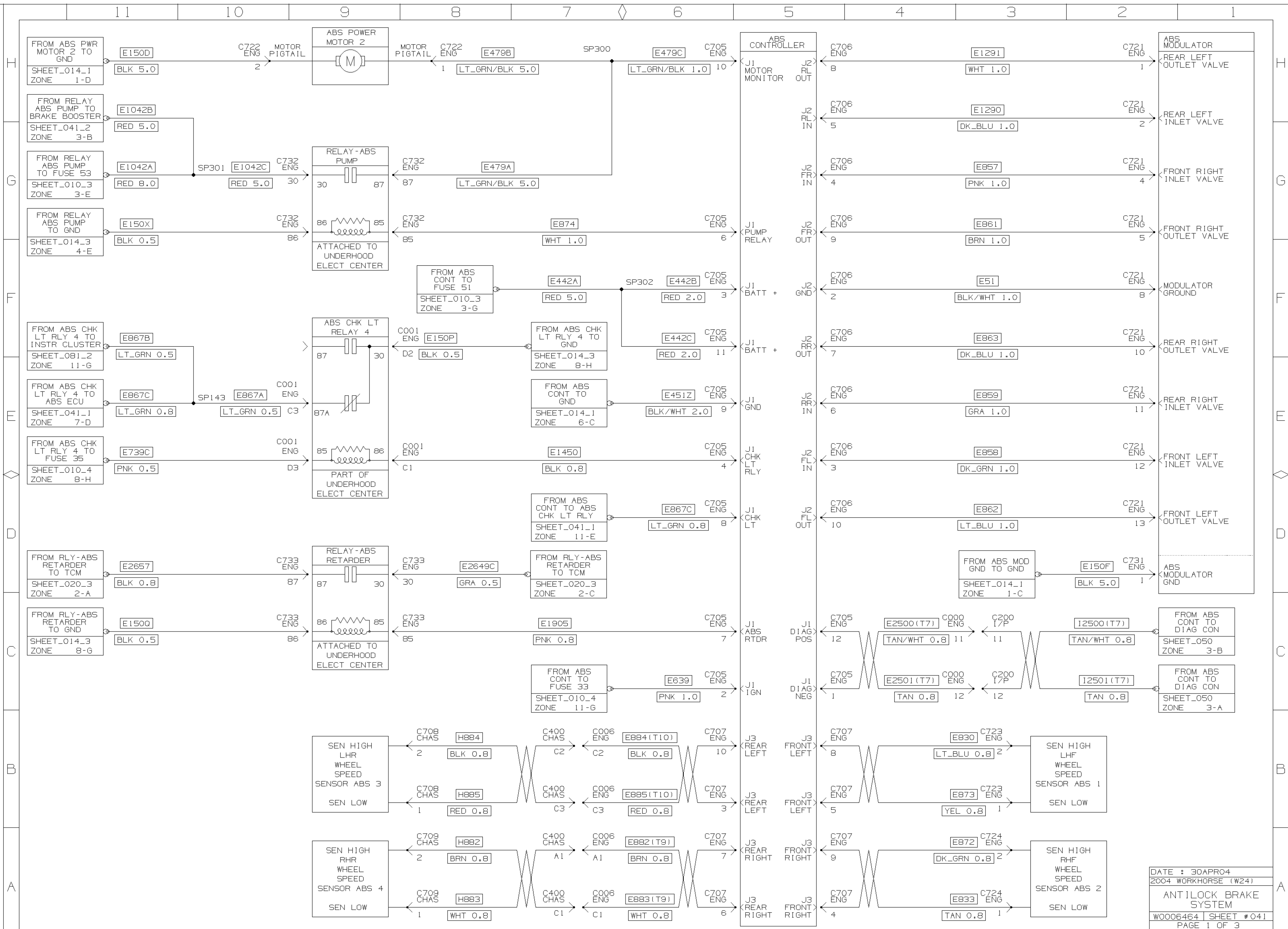
4

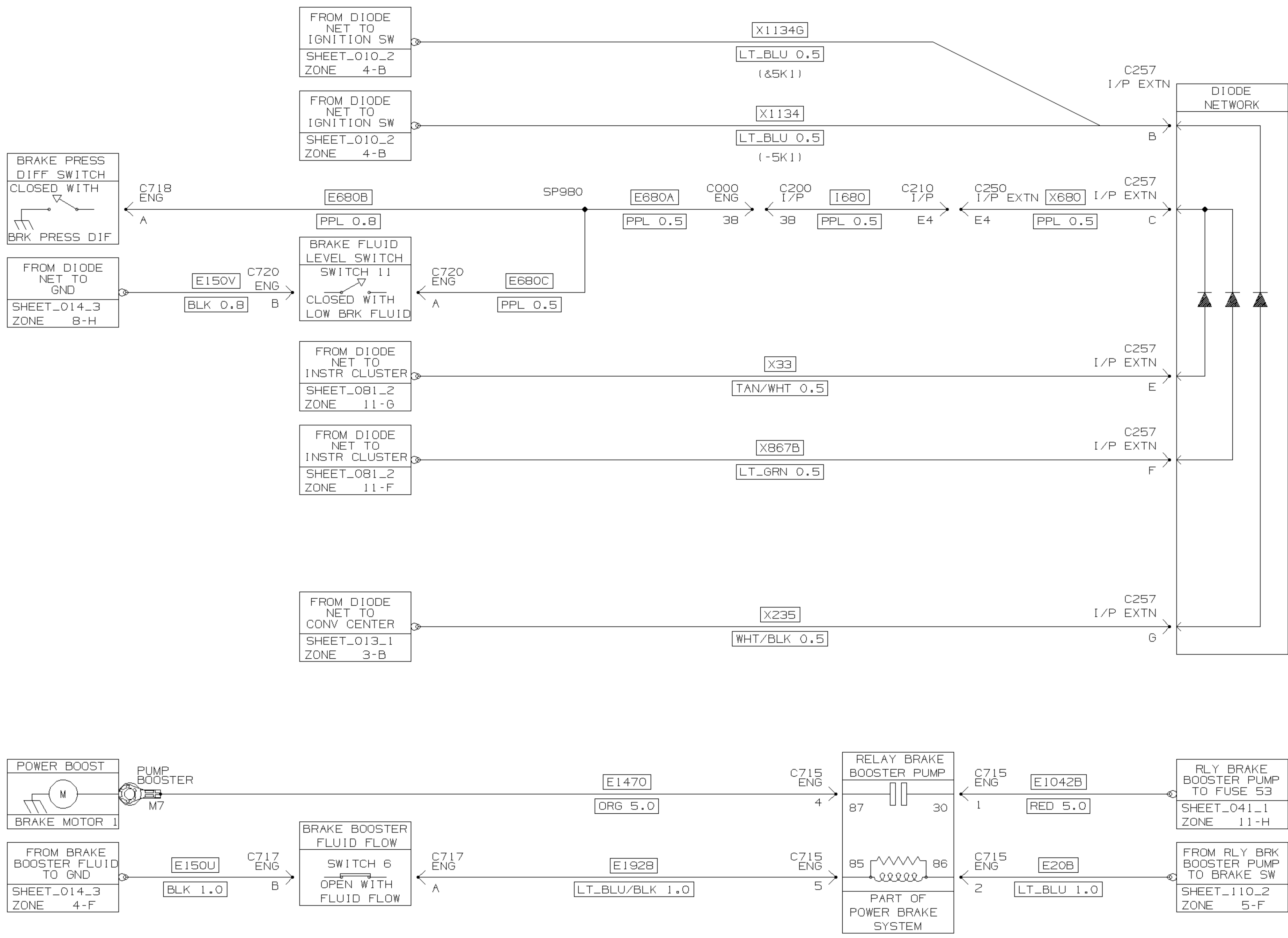
3

2

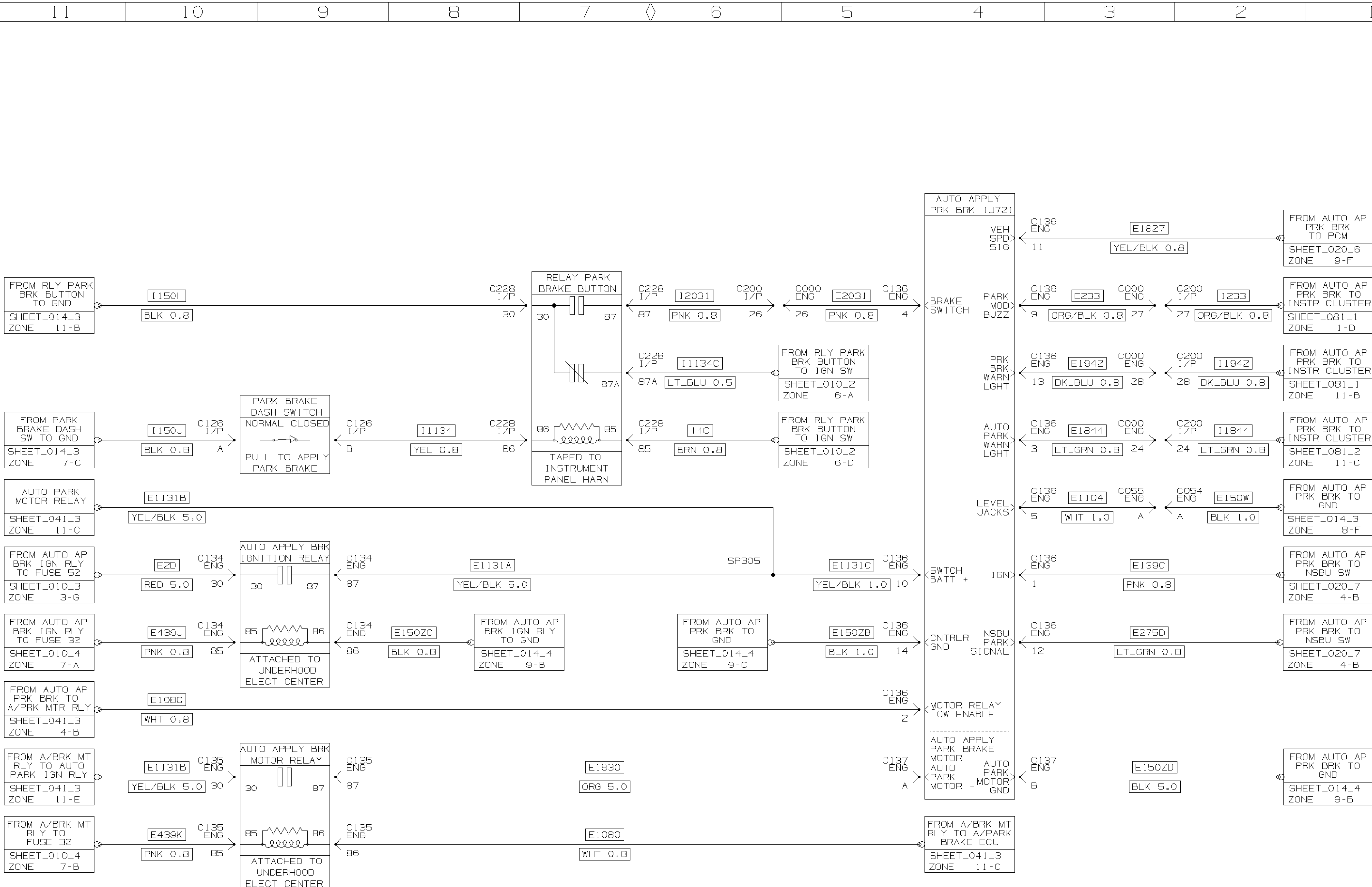
1

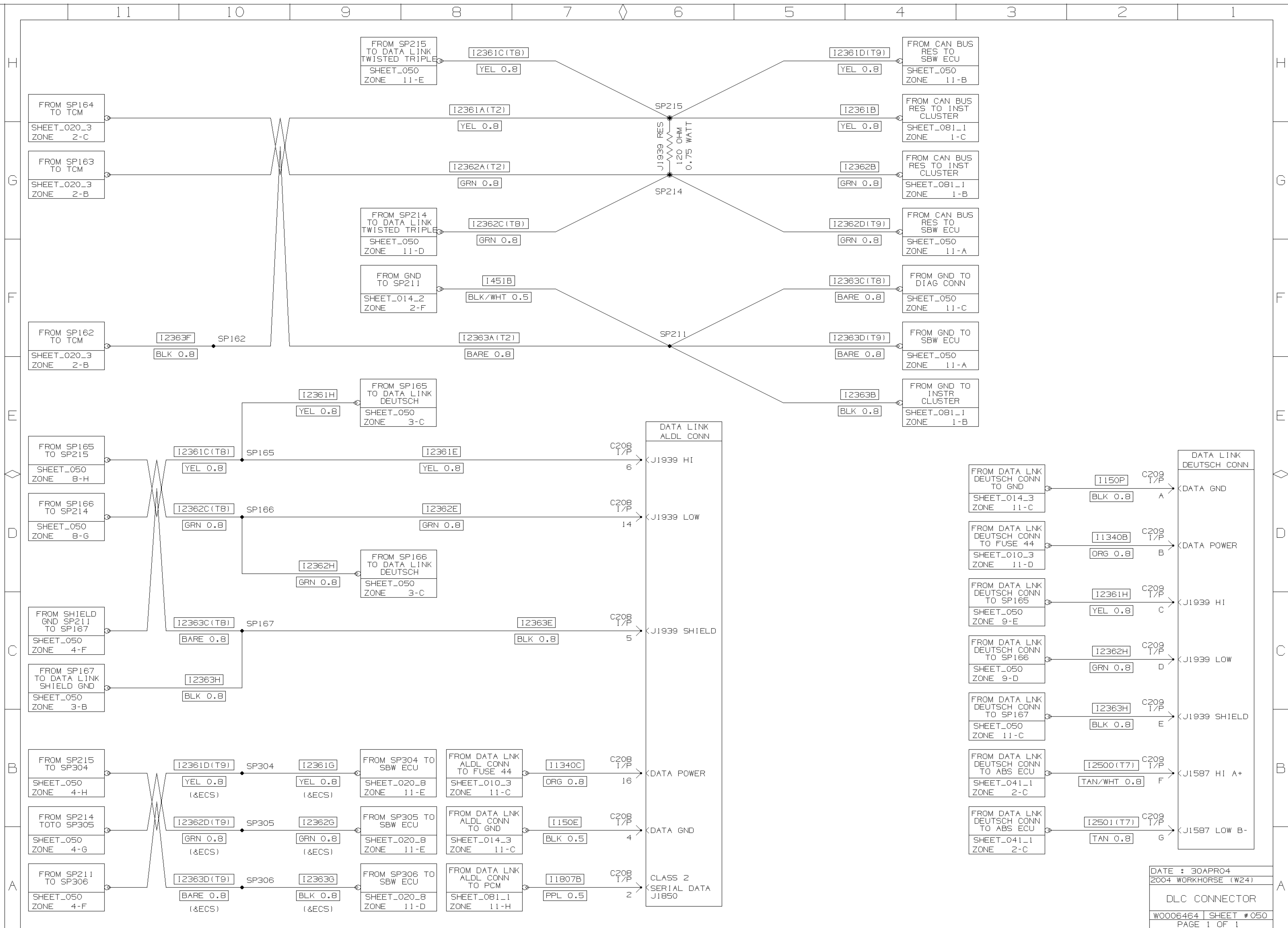


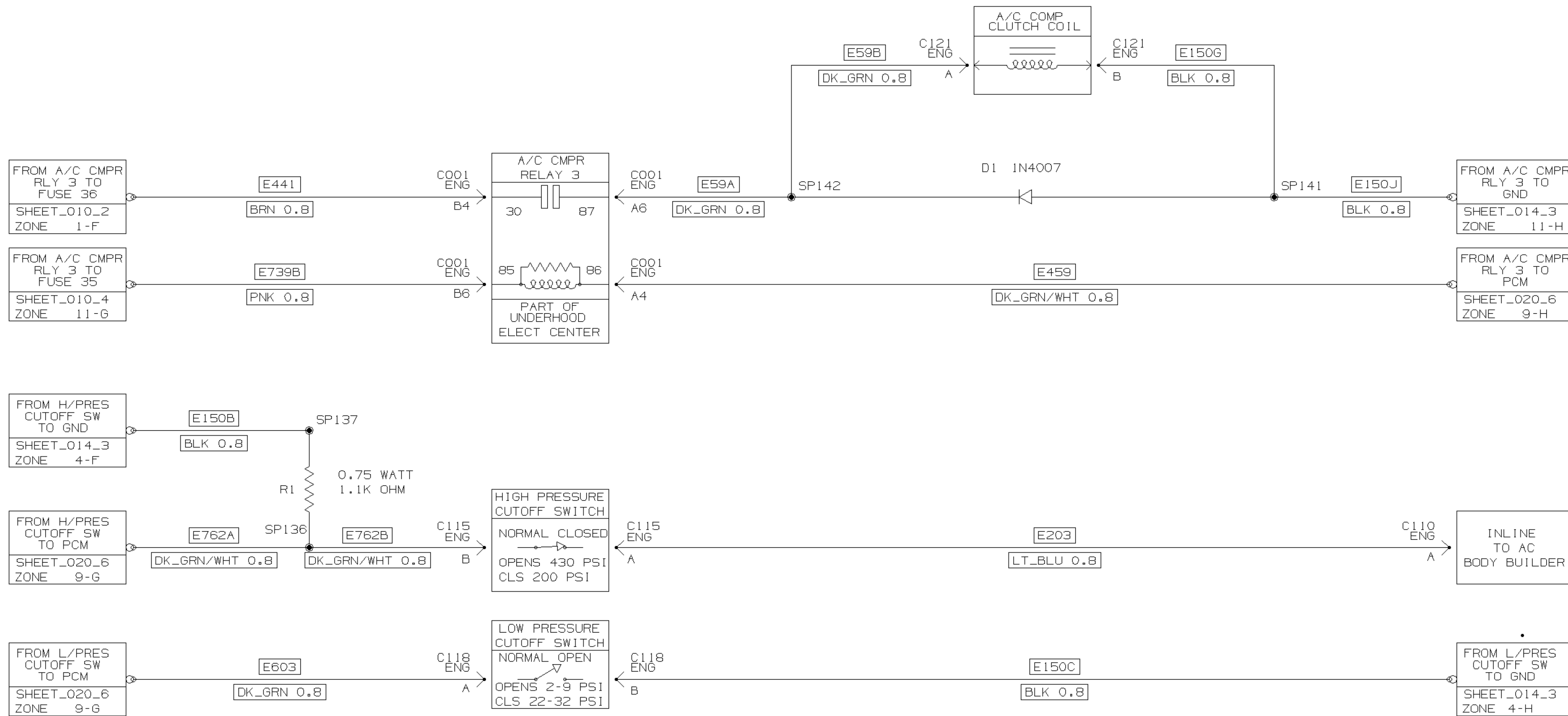


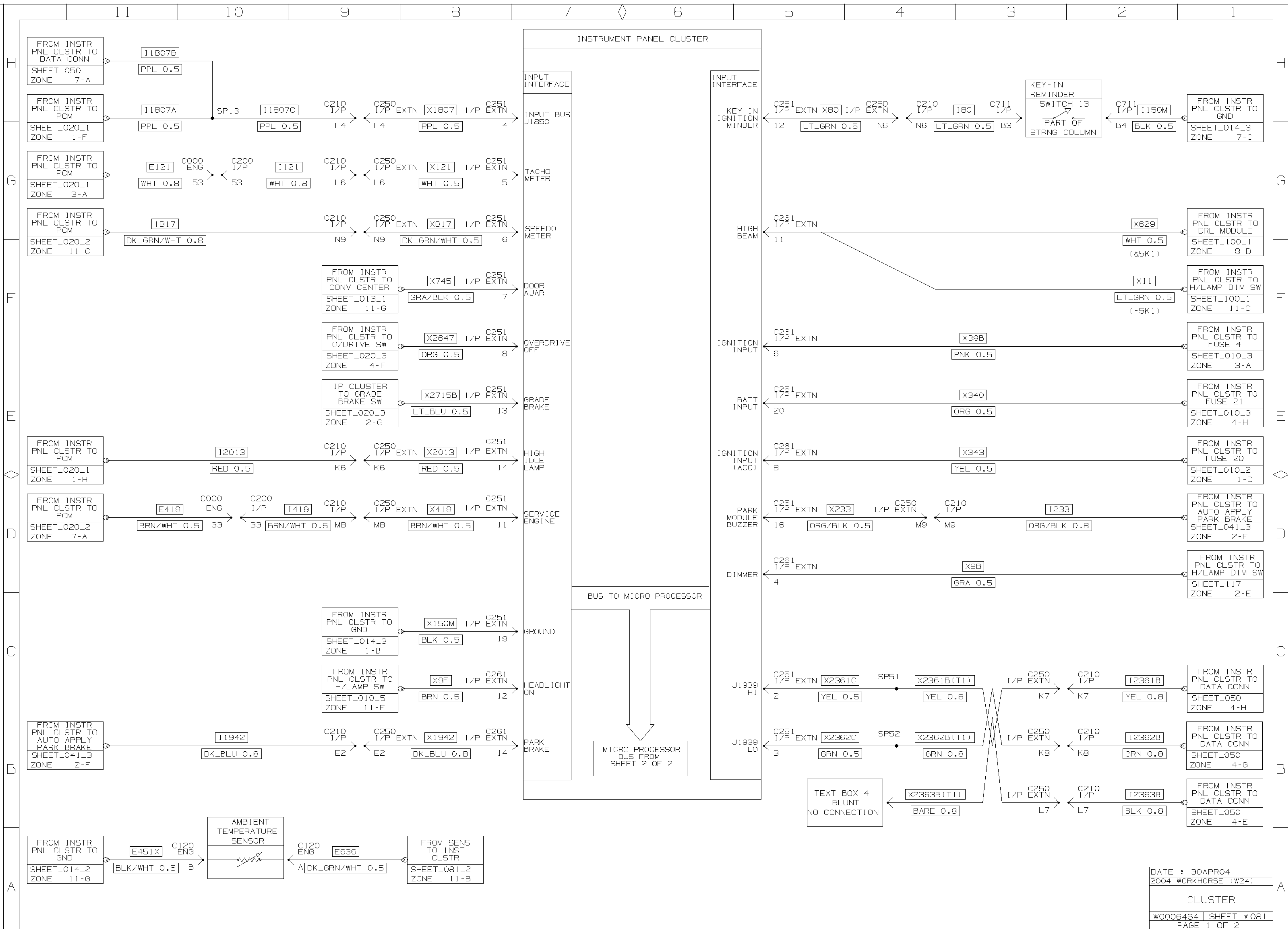




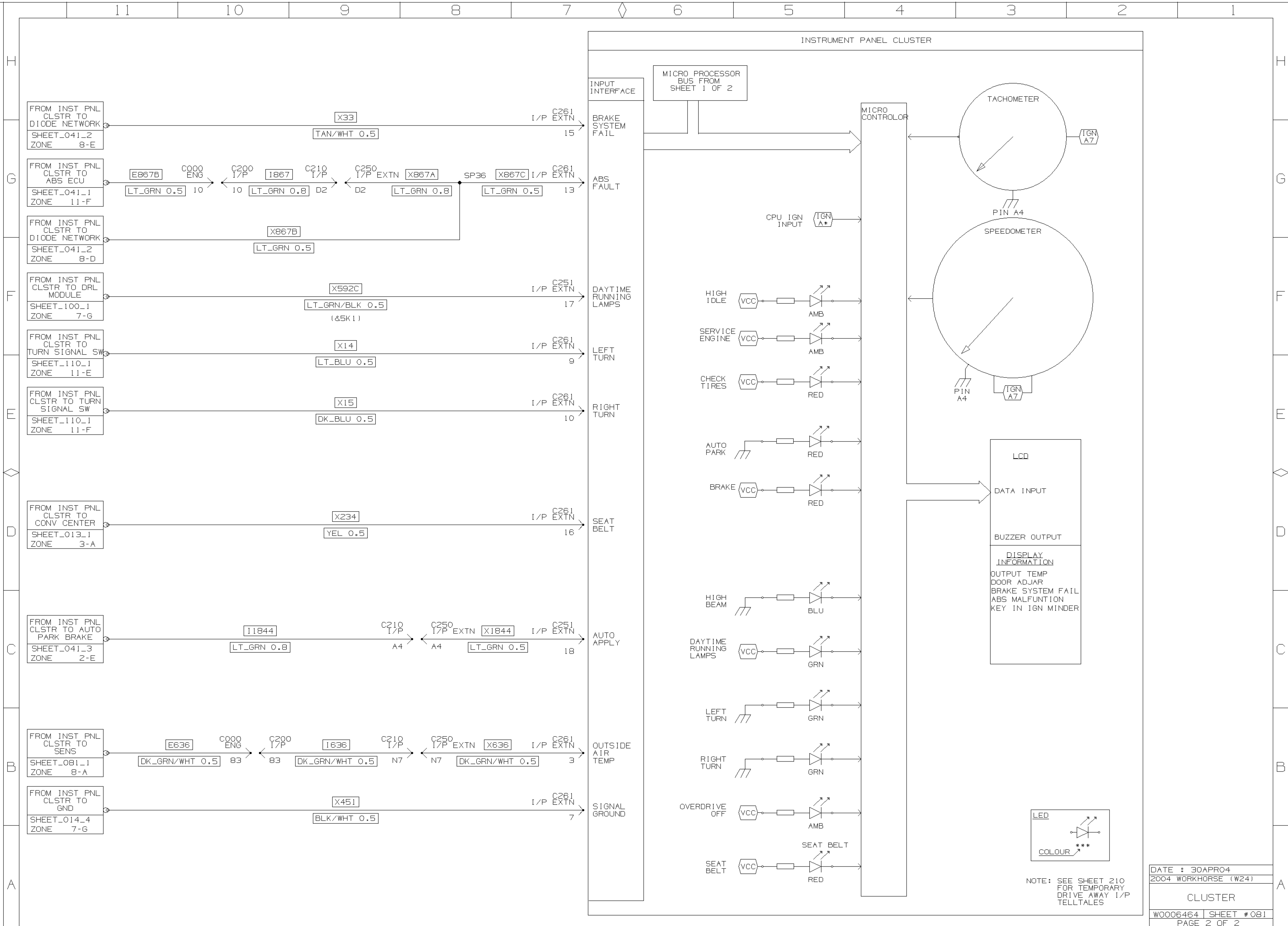




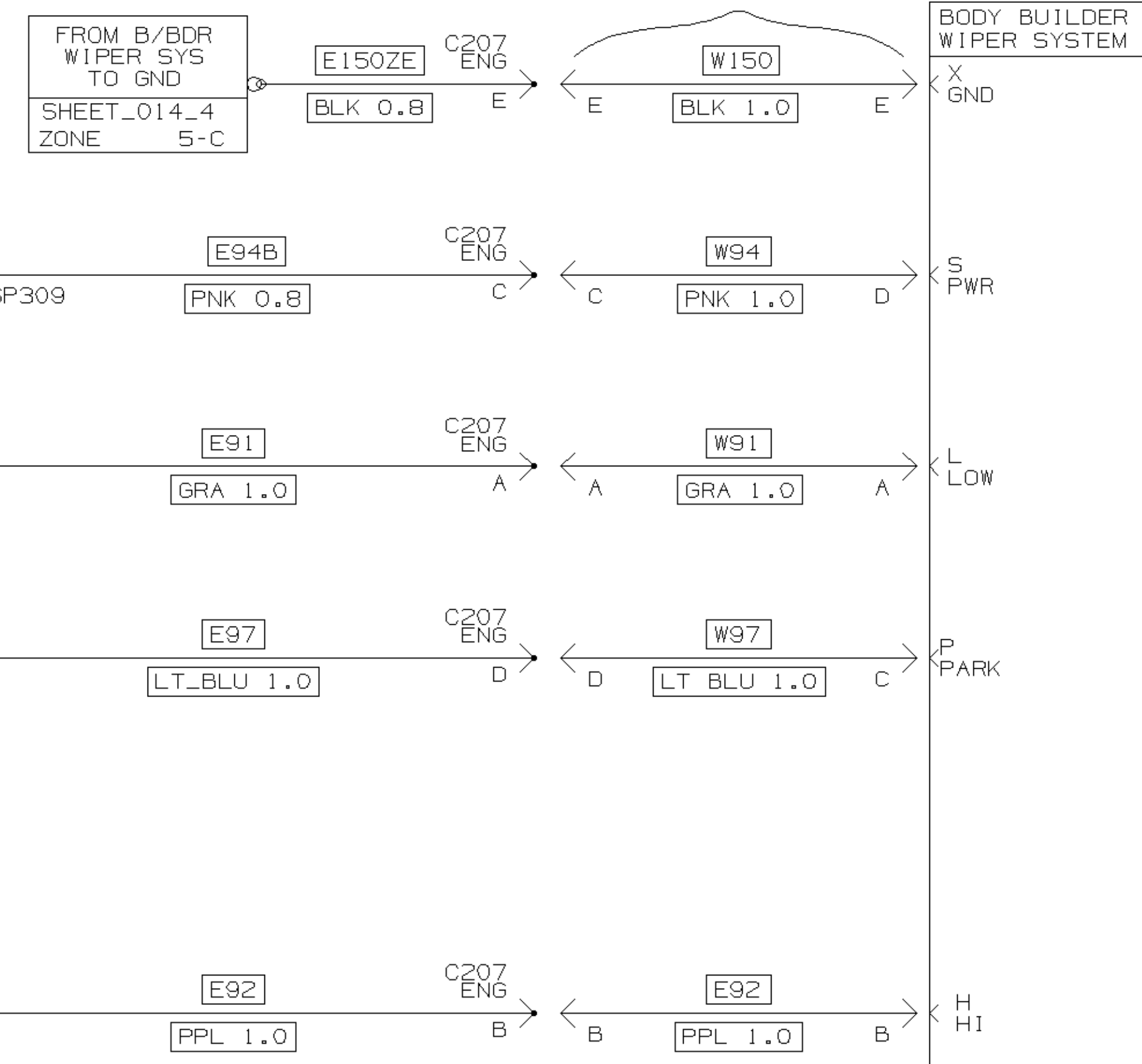
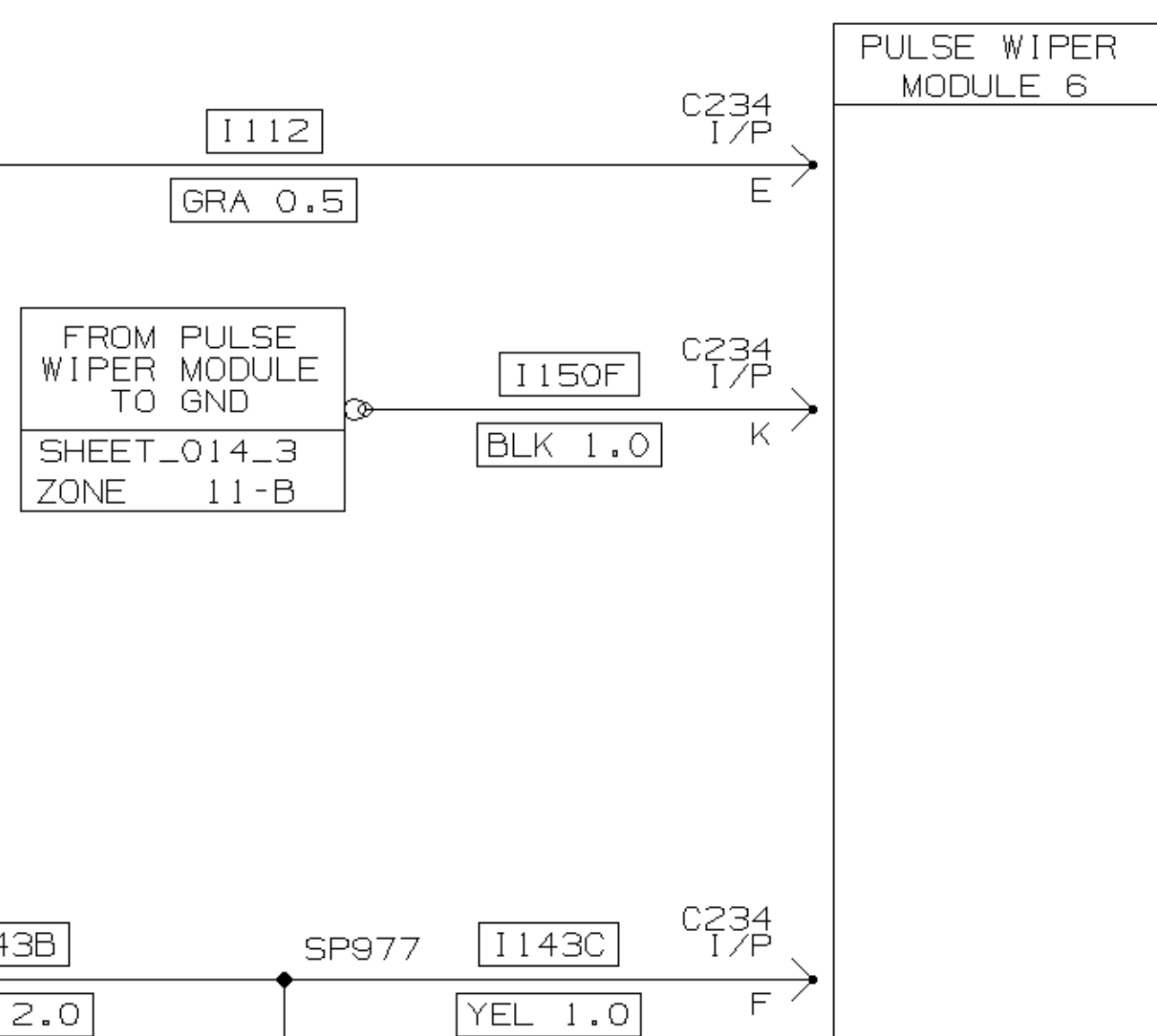
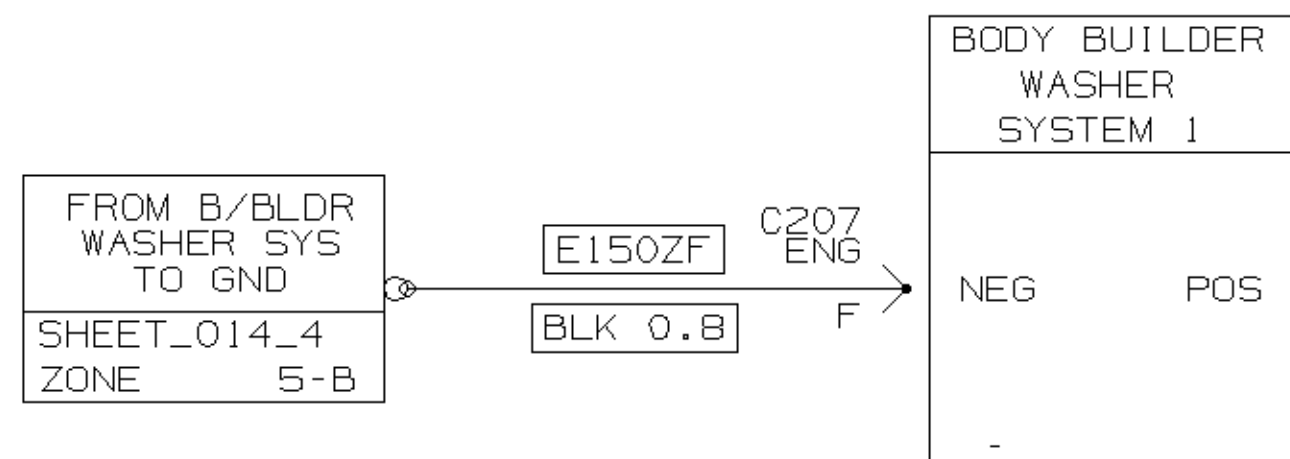
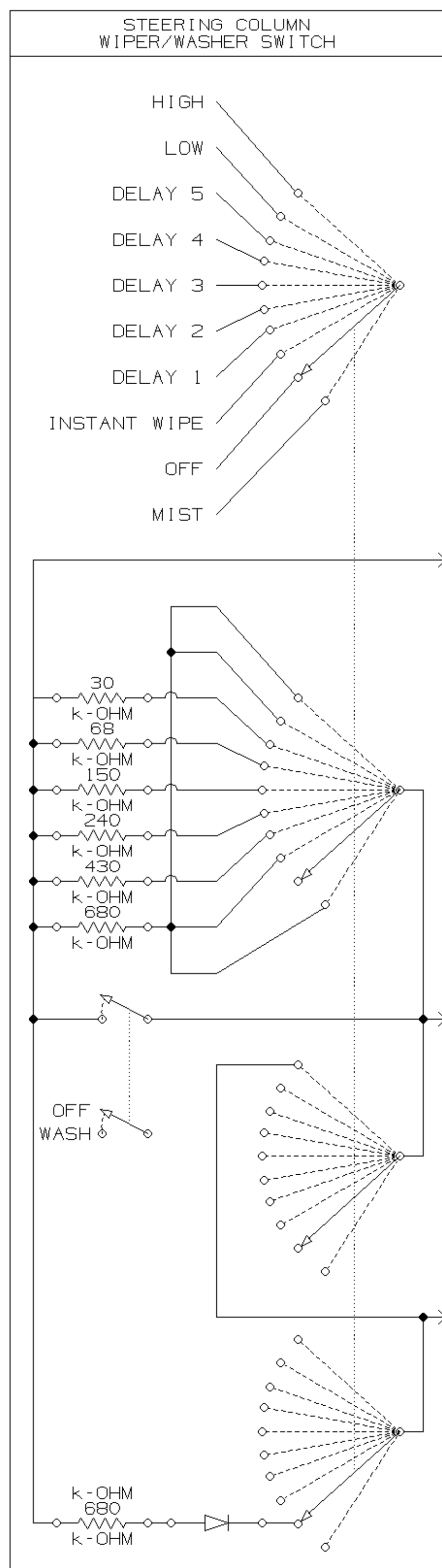




WORKHORSE CUSTOM CHASSIS



WORKHORSE CUSTOM CHASSIS



FROM B/BLDR WASHER SYS TO GND  
SHEET\_014\_4 ZONE 5-B

FROM PULSE WIPER MODULE TO GND  
SHEET\_014\_3 ZONE 11-B

FROM PULSE WIPER MODULE TO FUSE 22  
SHEET\_010\_2 ZONE 1-C

STRG COL PIGTAIL  
E5

STRG COL PIGTAIL  
E4

STRG COL PIGTAIL  
E3

E150ZF  
BLK 0.8

I150F  
BLK 1.0

I143B  
YEL 2.0

I143A  
YEL 2.0

I92  
PPL 1.0

E94A  
PNK 0.8

I94  
PNK 0.5

I91  
GRA 1.0

I97  
LT\_BLU 1.0

X143  
YEL 2.0

E92  
PPL 1.0

FROM B/BDR WIPER SYS TO GND  
SHEET\_014\_4 ZONE 5-C

E150ZE  
BLK 0.8

E94B  
PNK 0.8

E91  
GRA 1.0

E97  
LT\_BLU 1.0

E92  
PPL 1.0

W150  
BLK 1.0

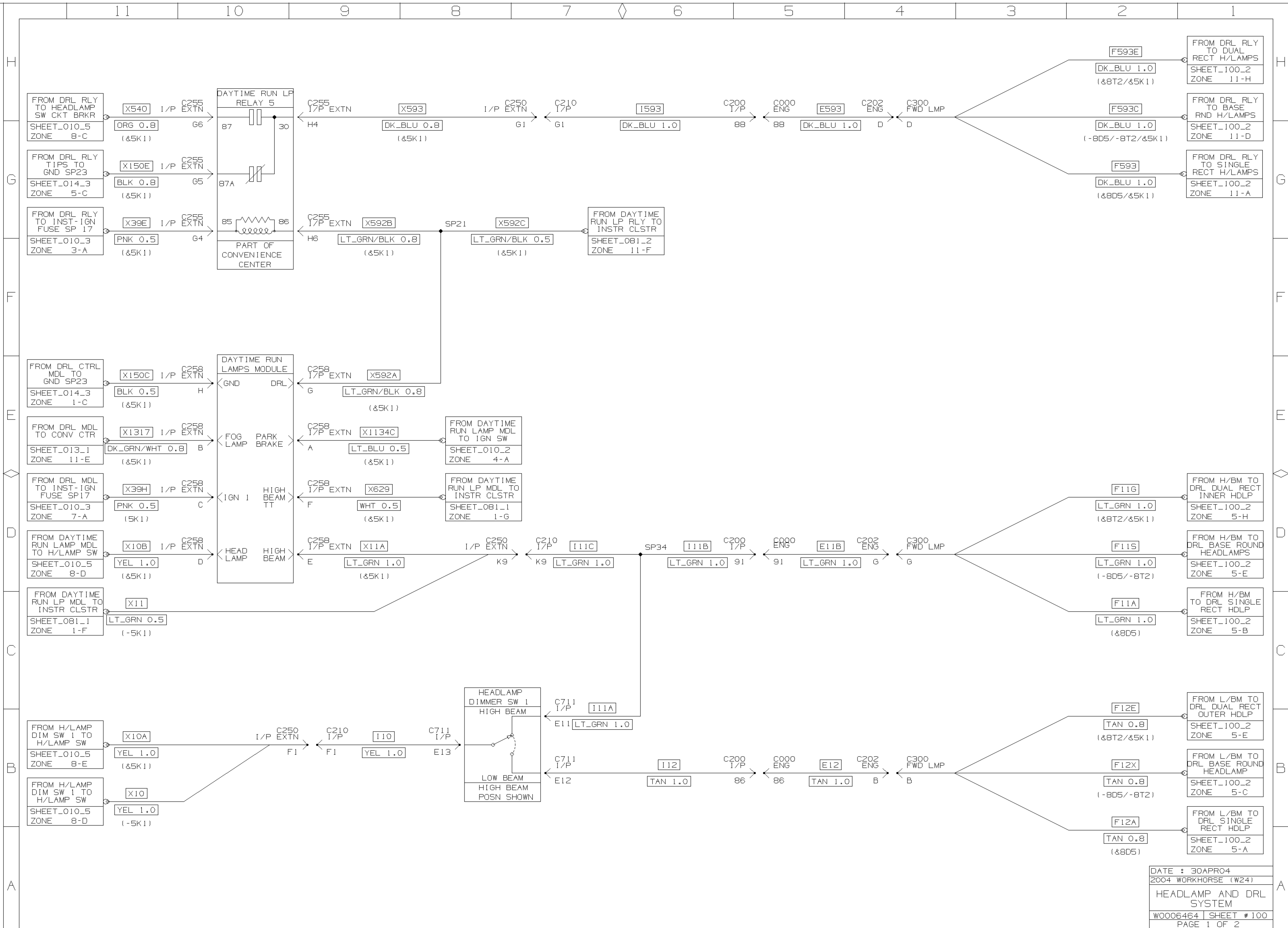
W94  
PNK 1.0

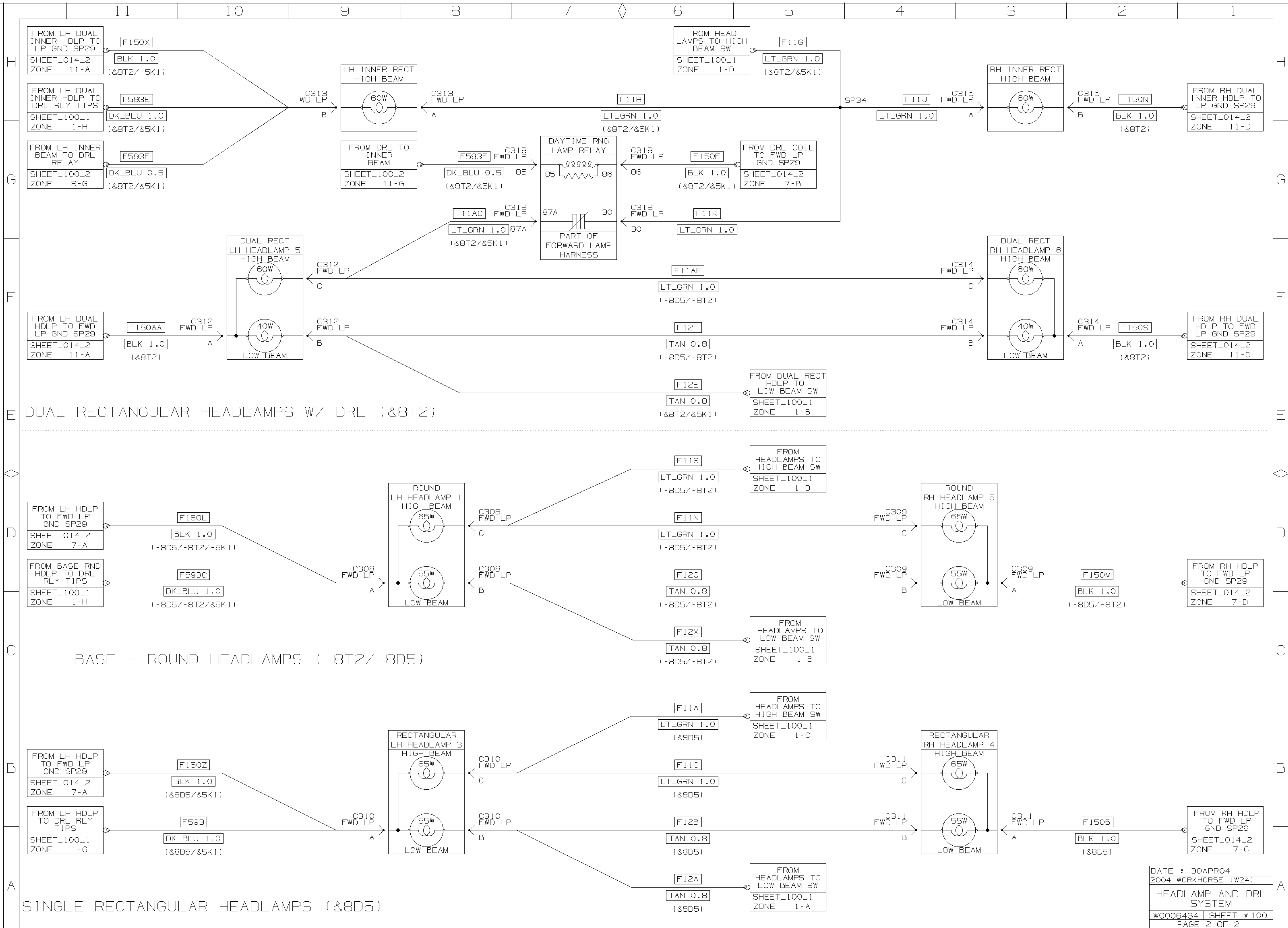
W91  
GRA 1.0

W97  
LT\_BLU 1.0

E92  
PPL 1.0

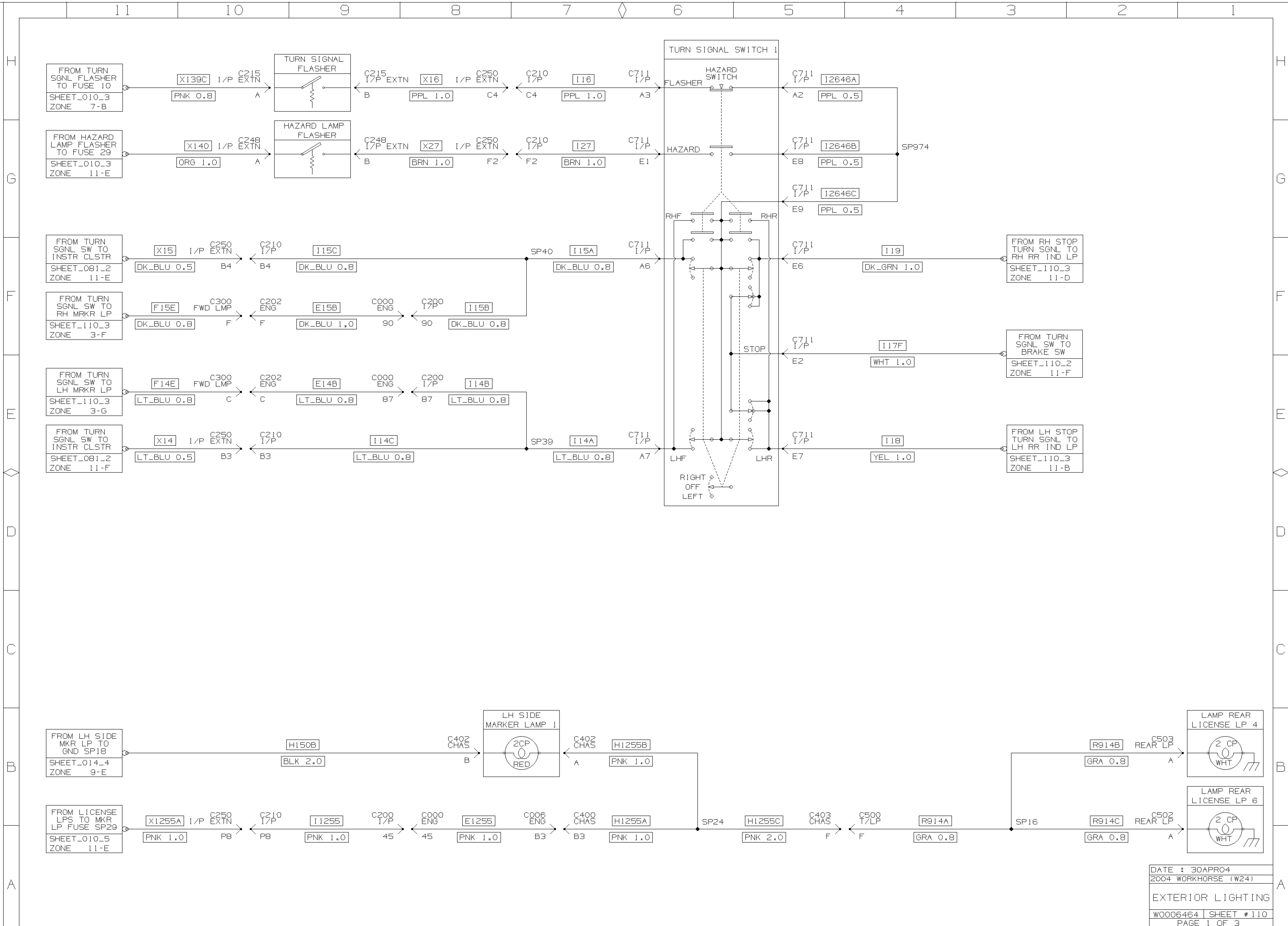
WORKHORSE CUSTOM CHASSIS

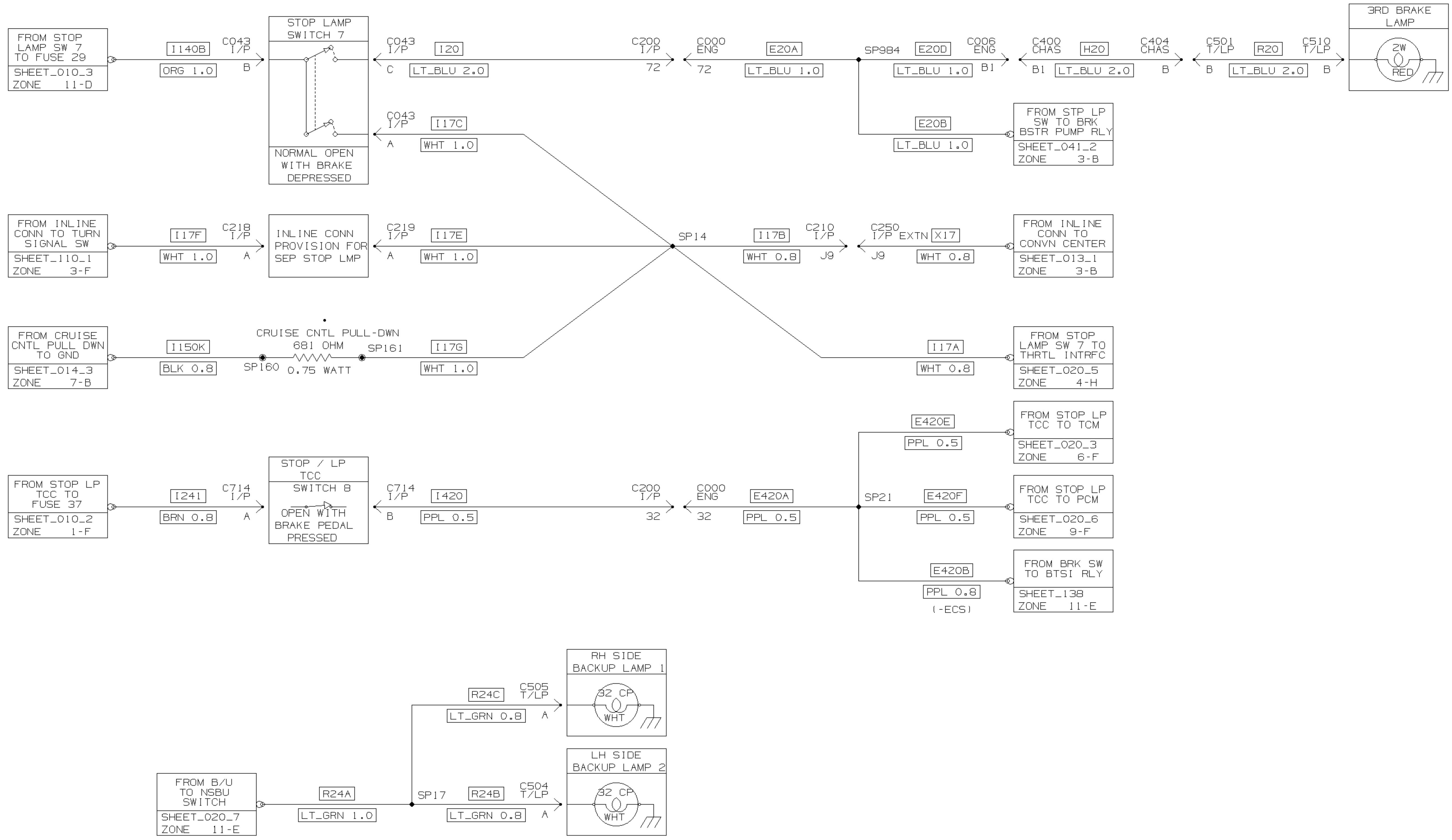




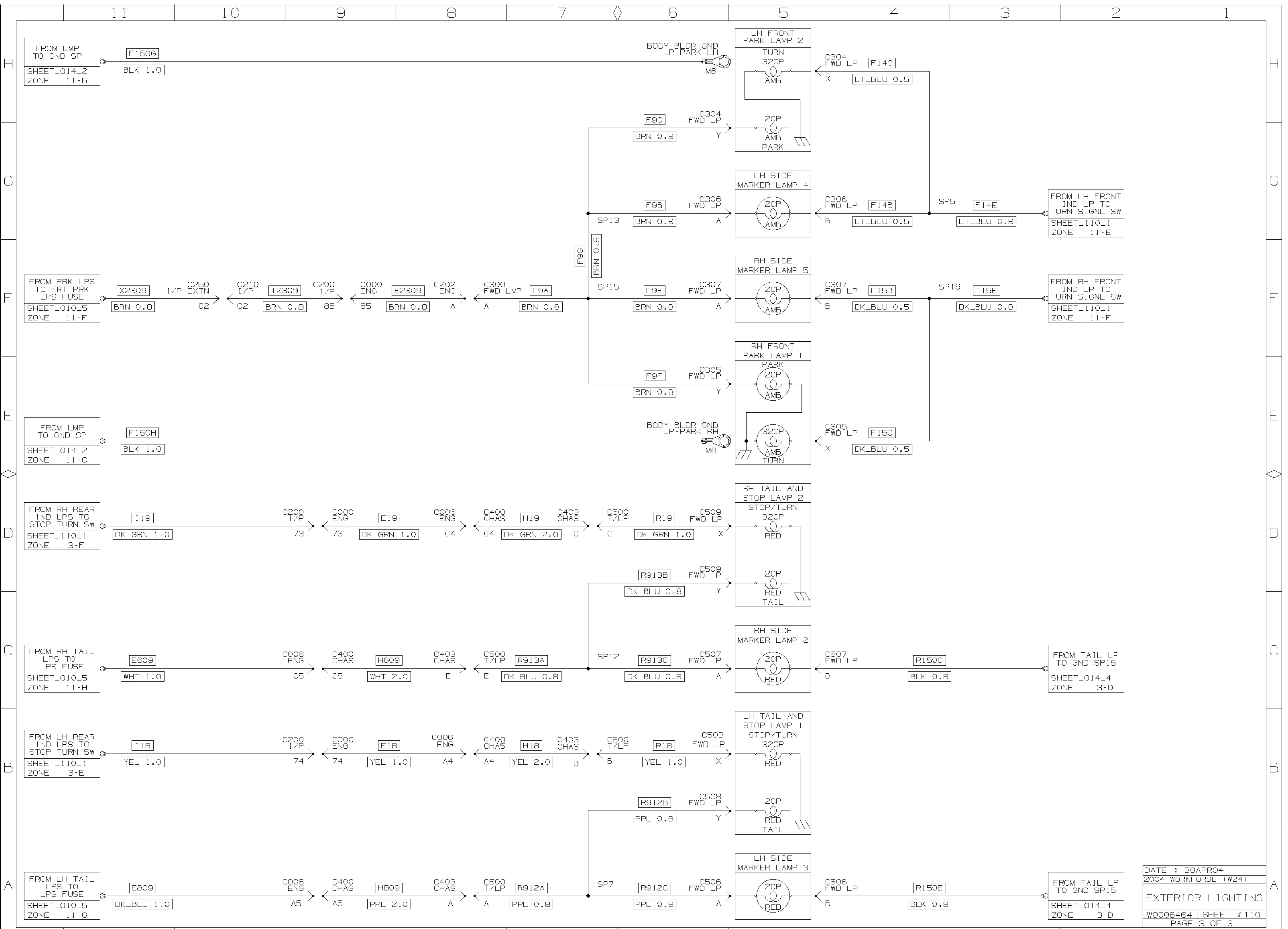


WORKHORSE CUSTOM CHASSIS



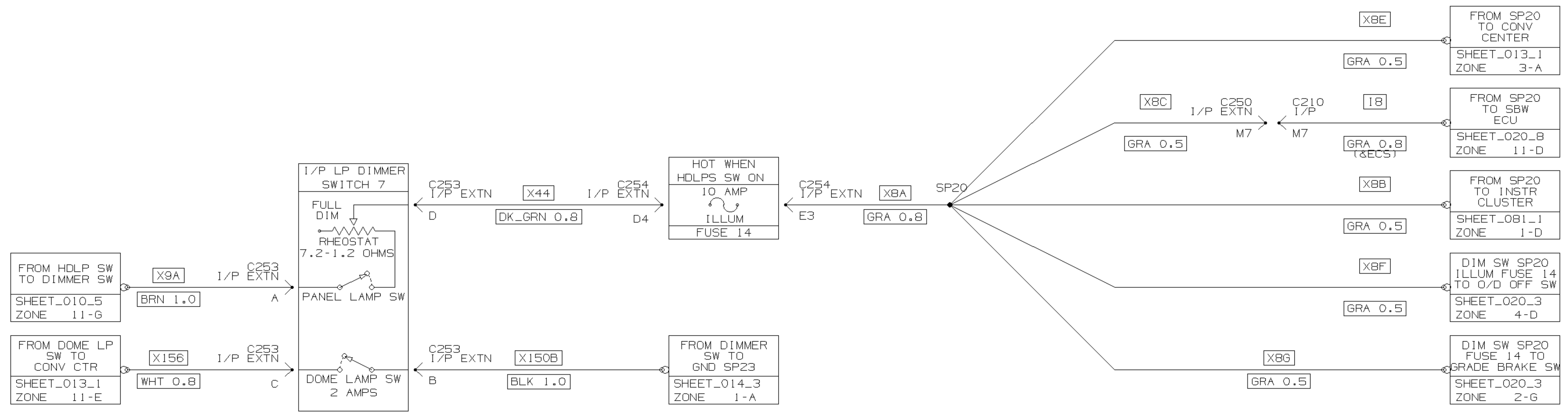


WORKHORSE CUSTOM CHASSIS

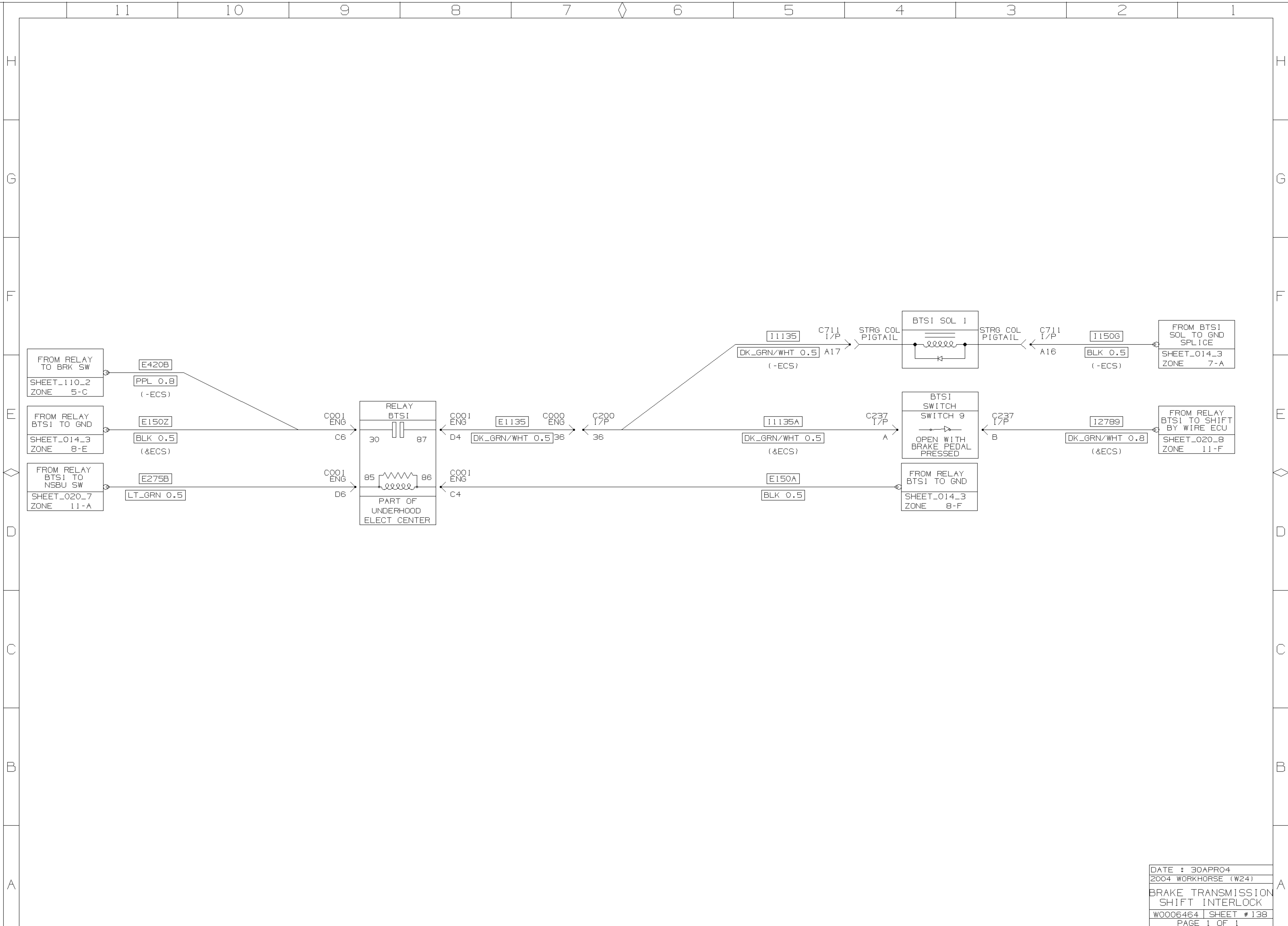


11 10 9 8 7 6 5 4 3 2 1

H G F E D C B A



11 10 9 8 7 6 5 4 3 2 1



### C000 (&ECS)

ITEM NO:	1
15380252	
DRB16-102SAE-L018	
INLINE-TO I/P HARN	
CAV	WIRE
1	2785(T1)
2	2786(T1)
3	2787(T1)
4	2788(T1)
5	300A
6	300B
7	742A
8	742D
9	2649B
10	867B
11	2500(T7)
12	2501(T7)
13	2648
14	1147
15	2779(T5)
16	2780(T5)
17	2781(T5)
18	2361A(T8)
19	2363C
20	2362A(T8)
21	2782(T6)
22	2783(T6)
23	2784(T6)
24	1844
25	139A
26	2031
27	233
28	1942
29	534
30	PLUG SEAL
31	241
32	420A
33	419
34	1807
35	
36	1135
37	41
38	680A
39	5
40	
41	120A
42	9
43	PLUG SEAL
44	1340
45	1255
46	24A
47	275A
48	142A
49	242C
50	2759A
51	1589A
52	PLUG SEAL
53	121
54	3A
55	342
56	416
57	1688
58	452
59	1704
60	PLUG SEAL
61	1061
62	774
63	817
64	2013
65	485
66	486
67	581
68	582
69	839
70	451H
71	140C
72	20A
73	19
74	18
75	97
76	PLUG SEAL
77	2715
78	94C
79	771D
80	772D
81	773D
82	776D
83	636
84	PLUG SEAL
85	2309
86	12
87	14B
88	593
89	29
90	15B
91	11B
92	91
93	92
94	PLUG SEAL
95	42D
96	42A
97	542B
98	542C
99	PLUG SEAL
100	PLUG SEAL
101	PLUG SEAL
102	PLUG SEAL

### C000 (&ECS)

70	451H
71	140C
72	20A
73	19
74	18
75	97
76	PLUG SEAL
77	2715
78	94C
79	PLUG SEAL
80	PLUG SEAL
81	PLUG SEAL
82	PLUG SEAL
83	636
84	PLUG SEAL
85	2309
86	12
87	14B
88	593
89	29
90	15B
91	11B
92	91
93	92
94	PLUG SEAL
95	42D
96	42A
97	542B
98	542C
99	1740
100	1840
101	451AA
102	451AB

### C000 (-ECS)

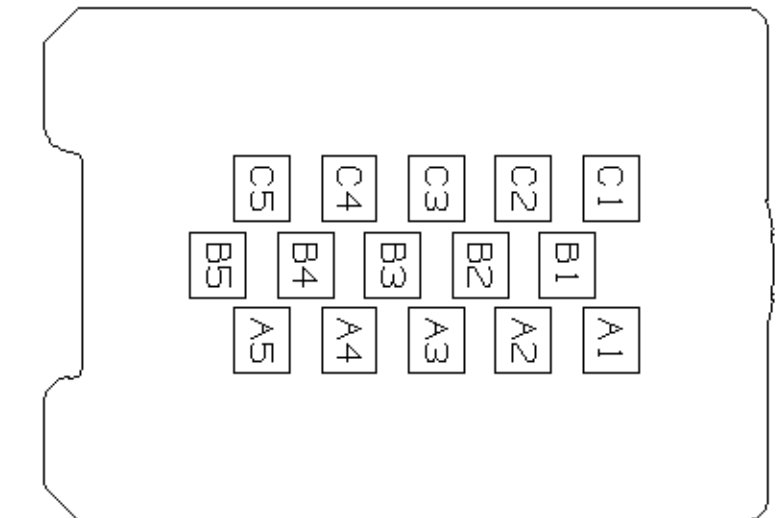
ITEM NO:	1
15380252	
DRB16-102SAE-L018	
INLINE-TO I/P HARN	
CAV	WIRE
1	PLUG SEAL
2	PLUG SEAL
3	PLUG SEAL
4	PLUG SEAL
5	300A
6	300B
7	742A
8	742D
9	2649B
10	867B
11	2500(T7)
12	2501(T7)
13	2648
14	PLUG SEAL
15	PLUG SEAL
16	PLUG SEAL
17	PLUG SEAL
18	2361A(T8)
19	2363C
20	2362A(T8)
21	PLUG SEAL
22	PLUG SEAL
23	PLUG SEAL
24	1844
25	139A
26	2031
27	233
28	1942

### C000 (-ECS)

29	534
30	PLUG SEAL
31	241
32	420A
33	419
34	1807
35	
36	1135
37	41
38	680A
39	5
40	
41	120A
42	9
43	PLUG SEAL
44	1340
45	1255
46	24A
47	275A
48	142A
49	242C
50	2759A
51	1589A
52	PLUG SEAL
53	121
54	3A
55	342
56	416
57	1688
58	452
59	1704
60	PLUG SEAL
61	1061
62	774
63	817
64	2013
65	485
66	486
67	581
68	582
69	839
70	451H
71	140C
72	20A
73	19
74	18
75	97
76	PLUG SEAL
77	2715
78	94C
79	771D
80	772D
81	773D
82	776D
83	636
84	PLUG SEAL
85	2309
86	12
87	14B
88	593
89	29
90	15B
91	11B
92	91
93	92
94	PLUG SEAL
95	42D
96	42A
97	542B
98	542C
99	PLUG SEAL
100	PLUG SEAL
101	PLUG SEAL
102	PLUG SEAL

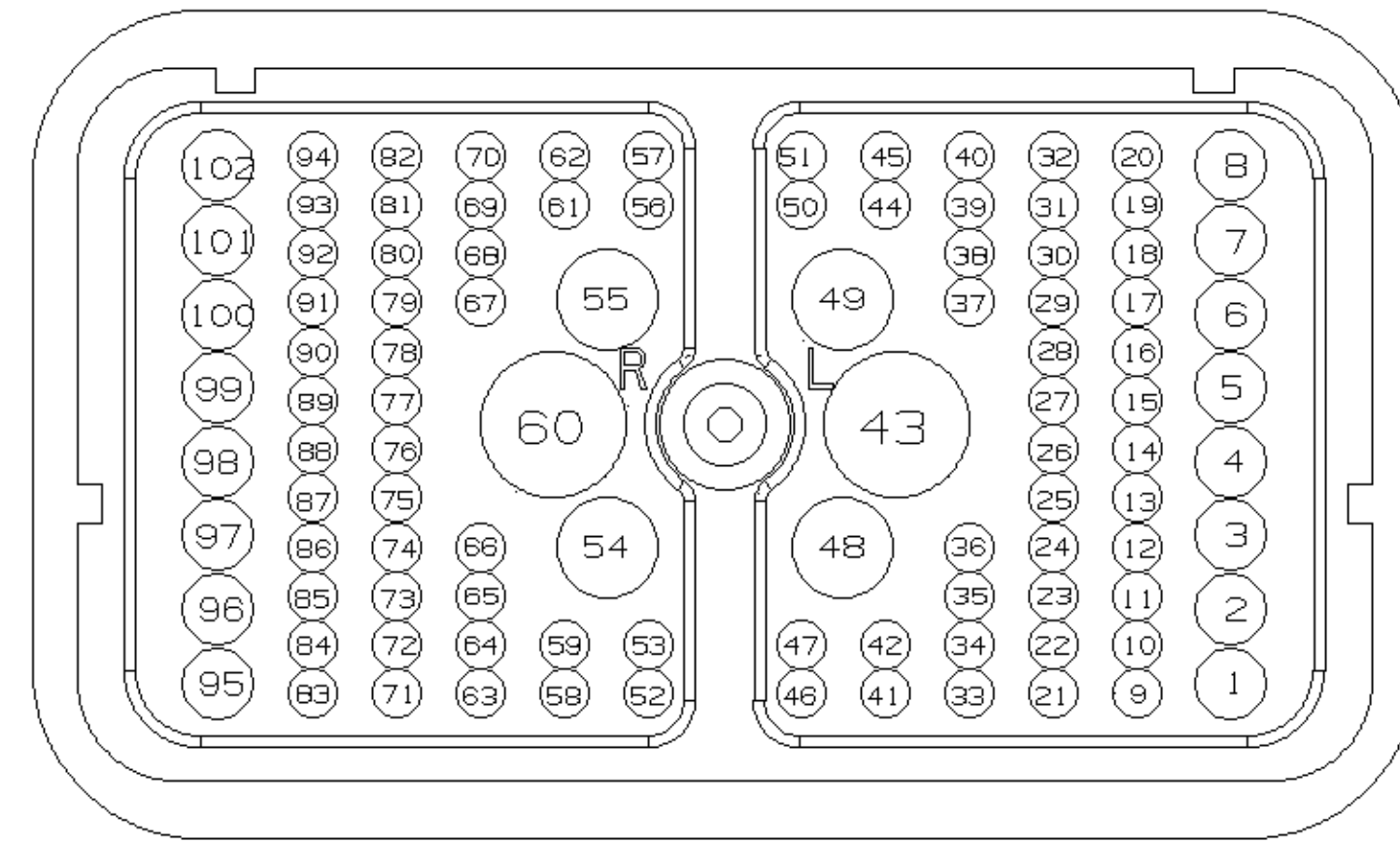
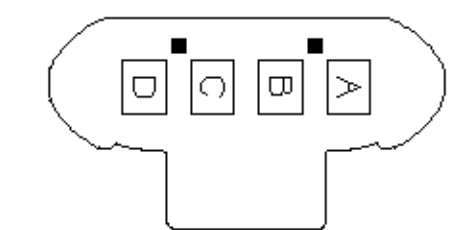
### C006

ITEM NO:	74
12161186	BLK
INLINE-TO CHAS HARN	
CAV	WIRE
A1	882(T9)
A2	1589C
A3	2759C
A4	18
A5	809
B1	20D
B2	24B
B3	1255
B4	150N
B5	120B
C1	883(T9)
C2	884(T10)
C3	885(T10)
C4	19
C5	609



### C017

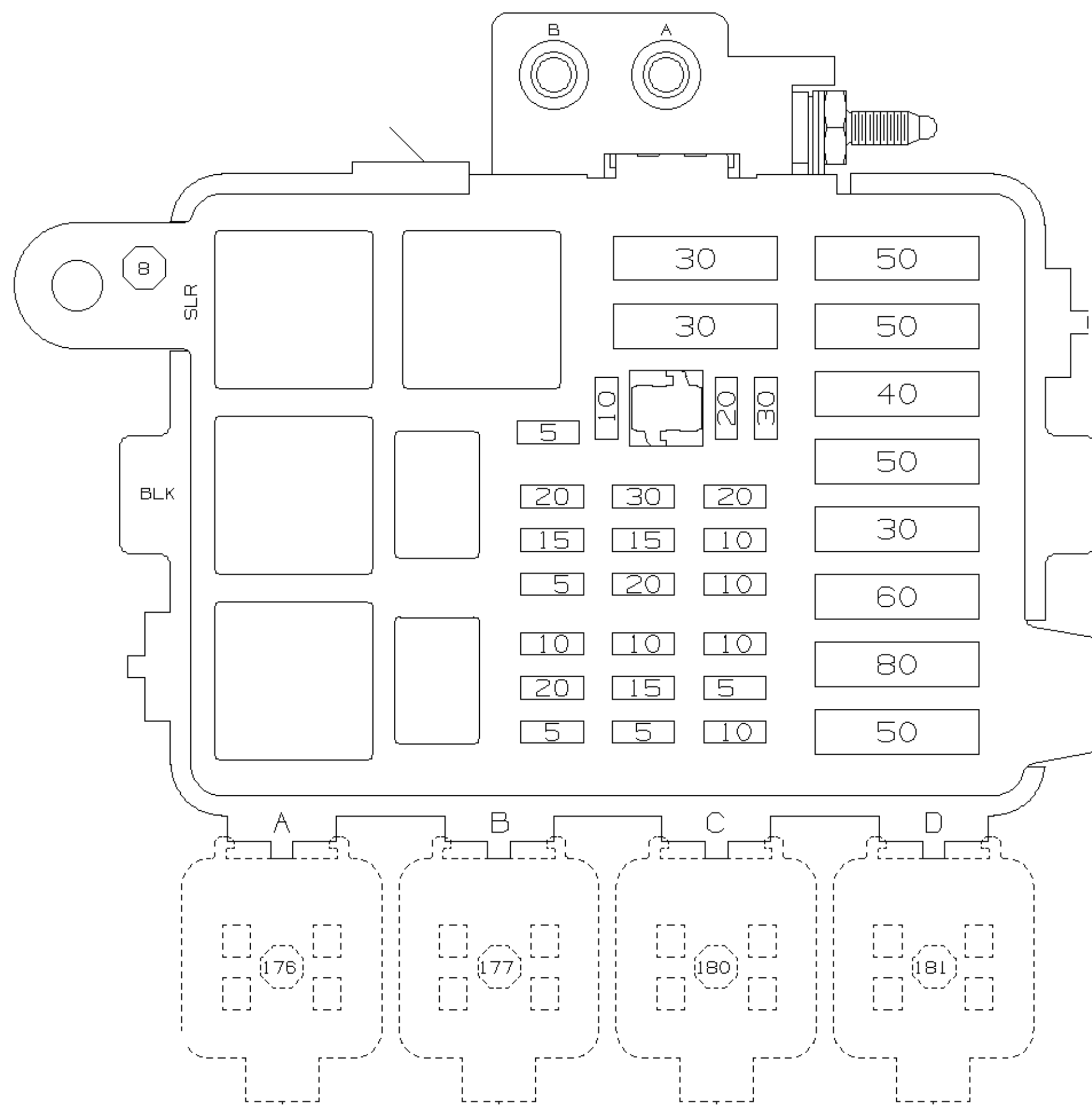
ITEM NO:	47
12186568	BLK
GEN	
CAV	WIRE
A	12059168
B	225
C	23
D	739E



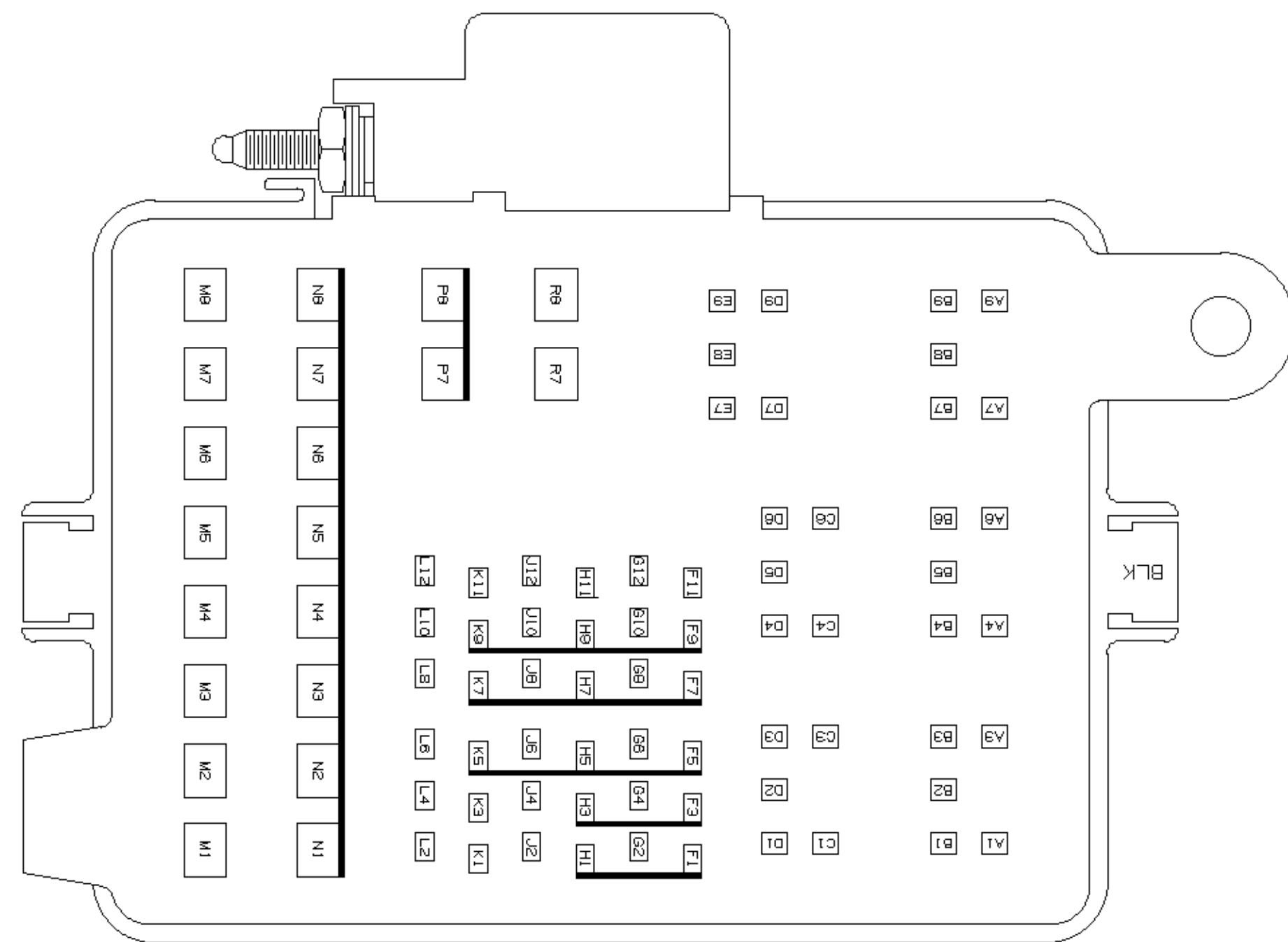
COO1 (&ECS)      COO1 (-ECS)

ITEM NO: 8	
12146281 BLK	
PWR DISTR BLK	
CAV	WIRE
A1	150M
A3	120C
A4	459
A6	59A
A7	447
A9	242B
B1	1039
B2	490
B3	465
B4	441
B5	
B6	739B
B7	6
B8	
B9	1737
C1	1450
C3	867A
C4	150A
C6	150Z
D1	
D2	150P
D3	739C
D4	1135
D5	
D6	275B
D7	473
D9	1640
E7	702
E8	
E9	140A
F1	9
F3	3C
F5	300C
F7	3B
F9	3E
F11	742B
G2	809
G4	1039
G6	441
G8	639
G10	239A
G12	440A
H1	
H3	
H5	
H7	
H9	
H11	2H
J2	609
J4	839
J6	241
J8	539A
J10	339A
J12	1640
K1	42B
K3	3F
K5	
K7	
K9	
K11	142B
L2	1340
L4	806
L6	41
L8	739A
L10	439A
L12	140B
M1	742C
M2	1042A
M3	2D
M4	442A
M5	342
M6	242A
M7	142C
M8	42C
N1	
N2	
N3	
N4	
N5	
N6	
N7	
N8	

ITEM NO: 8	
12146281 BLK	
PWR DISTR BLK	
CAV	WIRE
A1	150M
A3	120C
A4	459
A6	59A
A7	447
A9	242B
B1	1039
B2	490
B3	465
B4	441
B5	
B6	739B
B7	6
B8	
B9	1737
C1	1450
C3	867A
C4	150A
C6	420B
D1	
D2	150P
D3	739C
D4	1135
D5	
D6	275B
D7	473
D9	1640
E7	702
E8	
E9	140A
F1	9
F3	3C
F5	300C
F7	3B
F9	3E
F11	742B
G2	809
G4	1039
G6	441
G8	639
G10	239A
G12	440A
H1	
H3	
H5	
H7	
H9	
H11	2H
J2	609
J4	839
J6	241
J8	539A
J10	339A
J12	1640
K1	42B
K3	3F
K5	
K7	
K9	
K11	142B
L2	1340
L4	806
L6	41
L8	739A
L10	439A
L12	140B
M1	742C
M2	1042A
M3	2D
M4	442A
M5	342
M6	242A
M7	142C
M8	42C
N1	
N2	
N3	
N4	
N5	
N6	
N7	
N8	



ATTACH ITEM 176 TO POINT A  
 ATTACH ITEM 177 TO POINT B  
 ATTACH ITEM 180 TO POINT C  
 ATTACH ITEM 181 TO POINT D




POSITION	RELAY	RELAY FUNCTIONS
A1-A3 B1-B2-B3	12177234	FUEL PUMP
A4-A6 B4-B5-B6	12193604	A/C CMPR
A7-A9 B7-B8-B9	12193604	STARTER
C1-C3 D1-D2-D3	12077866	ABS CHK LT
C4-C6 D4-D5-D6	12088567	BTSI
D7-D9 E7-E8-E9	12193604	AUX FAN

POSITION	RELAY	RELAY FUNCTIONS
ITEM 176	RELAY A	RELAY-ABS PUMP
ITEM 177	RELAY B	RELAY-ABS RETARDER
ITEM 180	RELAY C	RELAY-AUTO PARK BRAKE IGN
ITEM 181	RELAY D	RELAY-AUTO PARK BRAKE MOTOR

POSITION	RATING	FUSE FUNCTIONS
F1-G2	5	LH TAIL
H1-J2	5	RH TAIL
K1-L2	10	DATA
F3-G4	20	FUEL PUMP
H3-J4	15	ETM
K3-L4	5	CRANK
F5-G6	10	A/C CMPR
H5-J6	10	BRAKE
K5-L6	10	CRUISE
F7-G8	5	ABS IGN
H7-J8	20	ENG - I
K7-L8	10	ALT/START
F9-G10	15	ENG - RH
H9-J10	15	ENG - LH
K9-L10	10	PCM/TCM - 1
F11-G12	20	PCM/TCM - BAT
H11-J12	30	AUX FAN
K11-L12	20	STOP/HAZ
M1-N1	50	HORN - PCM
M2-N2	80	POWER BRAKE/ABS PUMP
M3-N3	60	AUTO APPLY PARK BRAKE
M4-N4	30	ABS ECU
M5-N5	50	IGN B
M6-N6	40	IGN A
M7-N7	50	BATTERY
M8-N8	50	LIGHTING
P7-R7	30	'A' STUD BLOWER
P8-R8	30	'B' STUD

(&ECS)

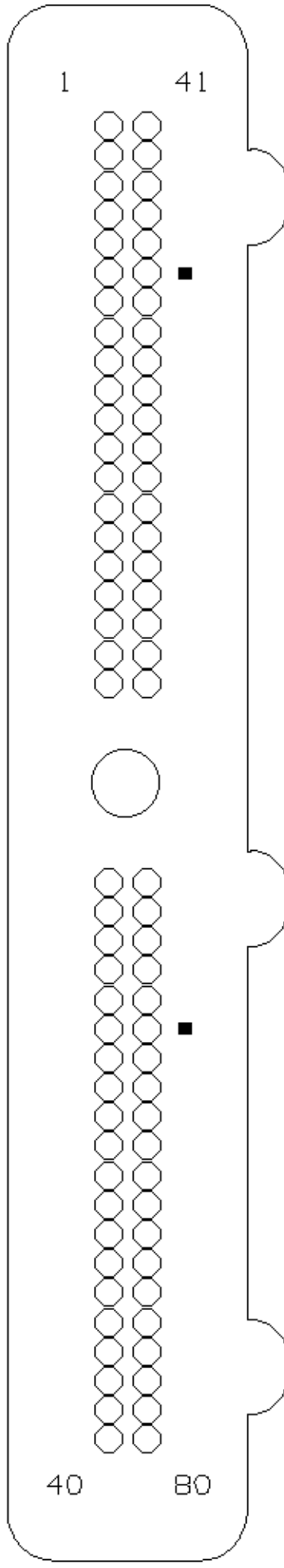
POSITION	RATING	FUSE FUNCTIONS
12066681	10	SHIFT-BY-WIRE
12066681	10	SHIFT-BY-WIRE



C031 (&ECS) C031 (-ECS)

ITEM NO: 4 15305371 NAT MDL-TRANS CONT -J1	
CAV	WIRE
1	451K
2	439C
3	440E
4	439E
5	451L
6	
7	2715
8	420E
9	2467
10	
11	
12	2648
13	2657
14	
15	
16	464
17	
18	
19	
20	
21	
22	463
23	1147
24	
25	
26	
27	400
28	2649A
29	2361B
30	1049
31	2363B
32	2362B

ITEM NO: 4 15305371 NAT MDL-TRANS CONT -J1	
CAV	WIRE
1	451K
2	439C
3	440E
4	439E
5	451L
6	
7	2715
8	420E
9	2467
10	
11	
12	2648
13	2657
14	
15	
16	464
17	
18	
19	
20	
21	
22	463
23	
24	
25	
26	
27	400
28	2649A
29	2361B
30	1049
31	2363B
32	2362B

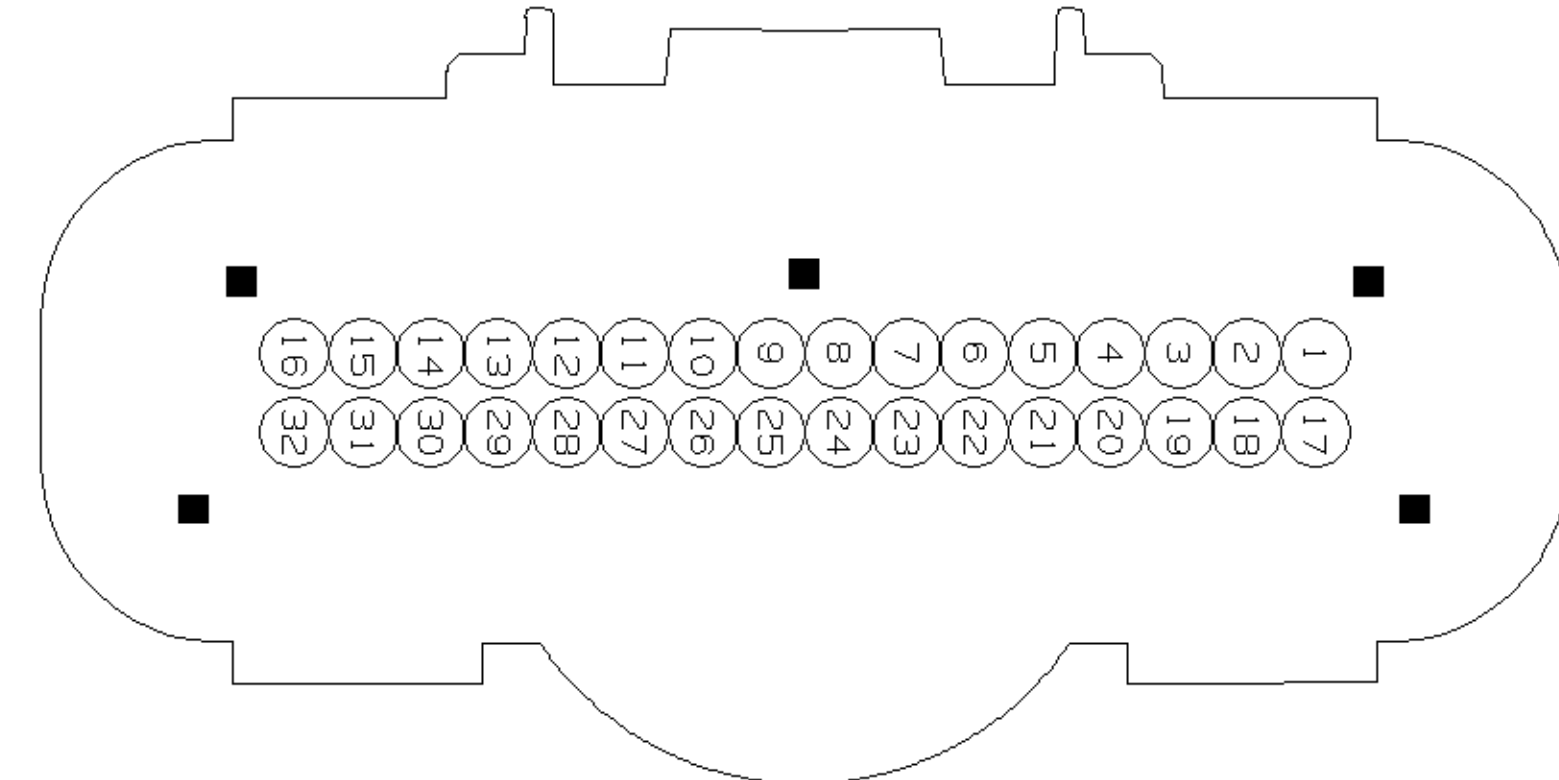
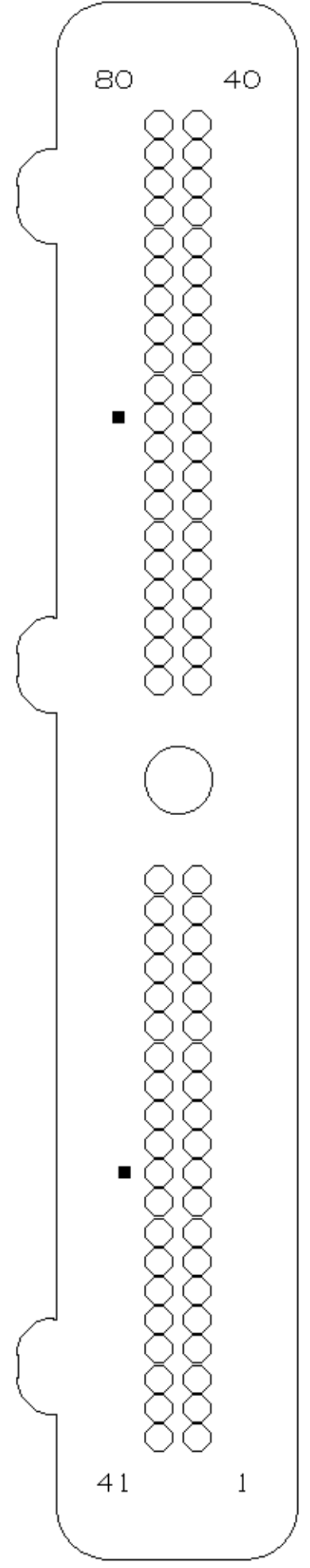


C029

ITEM NO: 3 12191110 NAT MDL-POWERTRAIN CONT -J1	
CAV	WIRE
1	451A
2	1867
3	1746
4	1745
5	
6	
7	705
8	
9	
10	
11	1876
12	1869
13	463
14	1061
15	774
16	
17	
18	
19	439B
20	440C
21	1868
22	
23	2759B
24	451R
25	
26	1667
27	451S
28	
29	1664
30	
31	534
32	771A
33	420F
34	776A
35	
36	1744
37	846
38	
39	447
40	451B
41	
42	473
43	877
44	844
45	
46	
47	
48	597
49	
50	
51	496
52	
53	
54	469
55	
56	
57	440B
58	1807
59	1049
60	
61	632
62	
63	2751
64	
65	
66	1666
67	
68	
69	1665
70	1174
71	
72	772A
73	633
74	410
75	439H
76	845
77	878
78	
79	
80	720

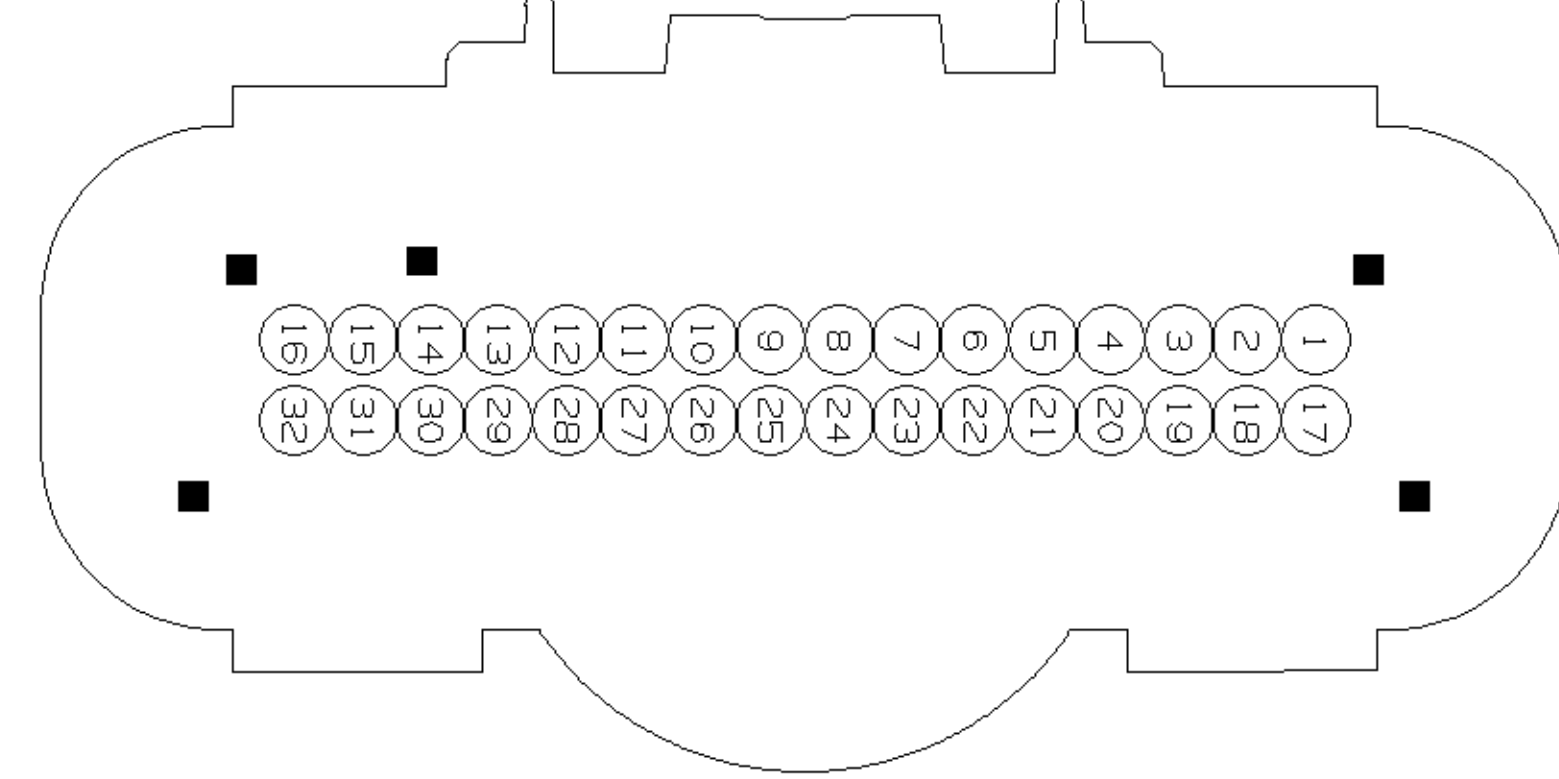
C030

ITEM NO: 2 12191110 NAT MDL-POWERTRAIN CONT -J2	
CAV	WIRE
1	451C
2	2467
3	
4	
5	464
6	
7	
8	
9	465
10	121
11	604
12	
13	
14	
15	225
16	
17	762A
18	
19	
20	
21	400
22	
23	
24	
25	472
26	2121
27	2127
28	2126
29	2124
30	
31	492
32	432
33	
34	428
35	
36	
37	
38	
39	631
40	451E
41	
42	
43	459
44	2013
45	
46	419
47	
48	
49	1827
50	817
51	
52	
53	
54	1589B
55	603
56	
57	552
58	332
59	5
60	2129
61	2130
62	773A
63	
64	
65	
66	2128
67	2122
68	2125
69	2123
70	
71	
72	3113
73	
74	3212
75	23
76	
77	
78	
79	
80	



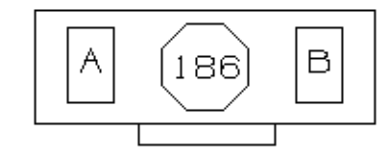
C032

ITEM NO: 5 15305371 NAT MDL-TRANS CONT -J2	
CAV	WIRE
1	1224
2	1225
3	1226
4	2529
5	771B
6	772B
7	773B
8	776B
9	
10	1227
11	
12	
13	1983(T4)
14	1984(T4)
15	821(T2)
16	822(T2)
17	1230(T3)
18	1231(T3)
19	
20	407
21	2471
22	1229
23	1228
24	1526
25	1992
26	1222
27	1223
28	2527
29	418
30	2548
31	
32	



C034 (&ECS)

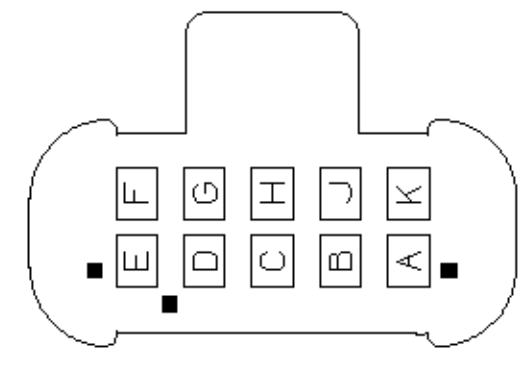
ITEM NO: 186 12066681 FUSE-SHIFT BY WIRE 10A	
CAV	WIRE
A	2J
B	1740





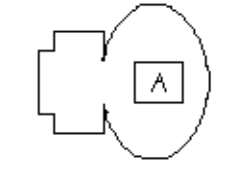
### C036

ITEM NO: 53	
12065425 BLK	
INJR-FUEL	
CAV	WIRE
A	1744
B	878
C	844
D	1746
E	846
F	845
G	877
H	1745
J	339C
K	239C



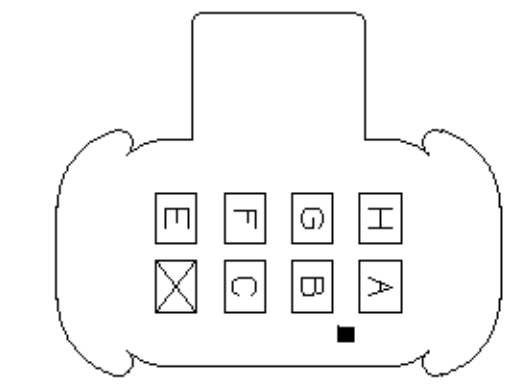
### C054

ITEM NO: 184	
12065172 BLK	
INLINE TO GND SPLICE	
CAV	WIRE
A	150W



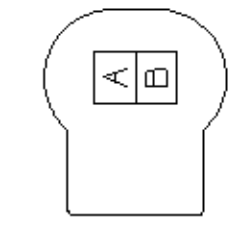
### C057

ITEM NO: 59	
12047938 GRA LT	
INLINE-TO COIL HARN-RH	
CAV	WIRE
A	150K
B	2122
C	2124
E	2130
F	2126
G	2128
H	239B



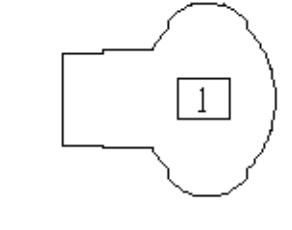
### C061

ITEM NO: 65	
15336004 BLK	
SEN-ENG SPD	
CAV	WIRE
A	1230 (T3)
B	1231 (T3)



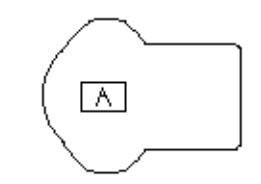
### C070

ITEM NO: 43	
15355362 NAT	
SEN-KNOCK -LH	
CAV	WIRE
I	496



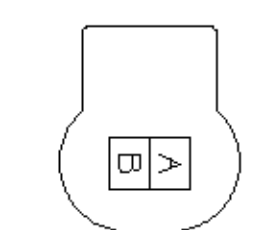
### C055

ITEM NO: 185	
12065171 BLK	
GND SENSE TO PARK BRAKE	
CAV	WIRE
A	1104



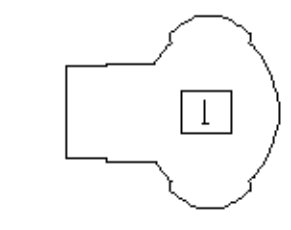
### C062

ITEM NO: 69	
15336004 BLK	
SEN-A/TRANS OUTPUT SPD	
CAV	WIRE
A	821 (T2)
B	822 (T2)



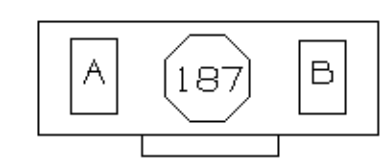
### C071

ITEM NO: 57	
15355362 NAT	
SEN-KNOCK -RH	
CAV	WIRE
I	1876



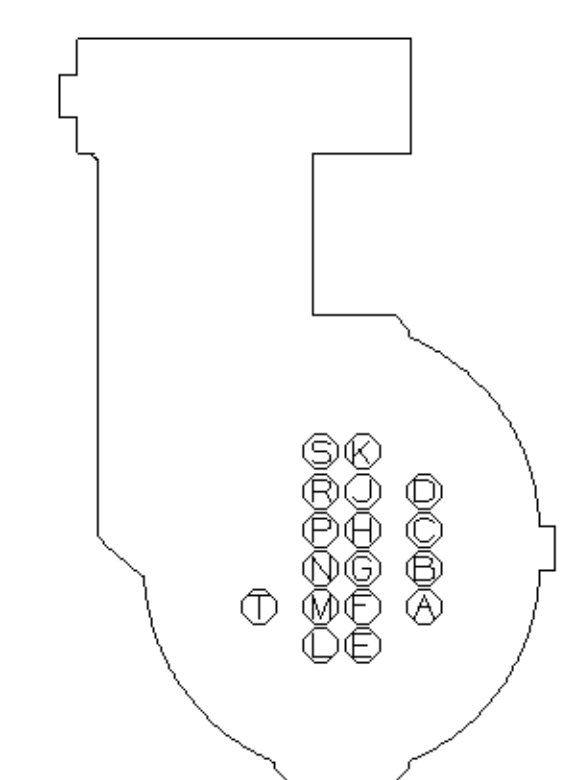
### C046 (&ECS)

ITEM NO: 187	
12066681	
FUSE-SHIFT BY WIRE 10A	
CAV	WIRE
A	2K
B	1840



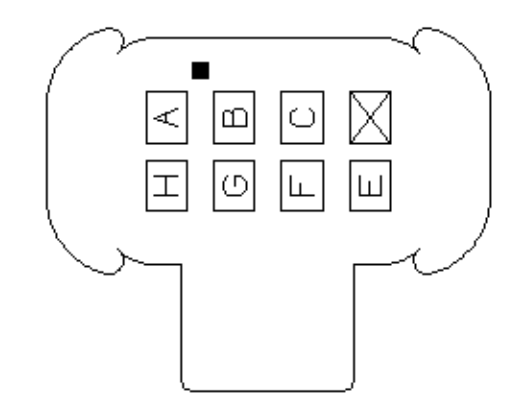
### C059

ITEM NO: 73	
12160280 GRA MD	
INLINE-TO TRANS	
CAV	WIRE
A	1222
B	1223
C	439F
D	1224
E	1226
F	1225
G	1227
H	407
J	418
K	2529
L	1229
M	1228
N	1526
P	1992
R	2548
S	4396
T	2471
U	12129557
V	12129557
W	2527



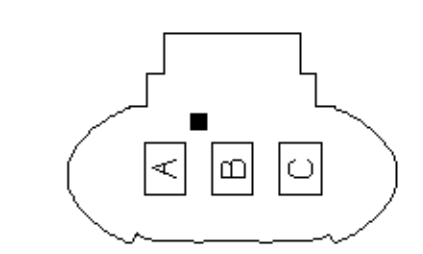
### C056

ITEM NO: 54	
12047938 GRA LT	
INLINE-TO COIL HARN-LH	
CAV	WIRE
A	150L
B	2127
C	2125
E	2129
F	2123
G	2121
H	339B



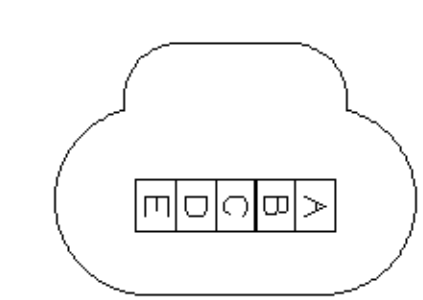
### C066

ITEM NO: 64	
15324165 NAT	
SEN-CR/SHF POSN	
CAV	WIRE
A	1867
B	1868
C	1869



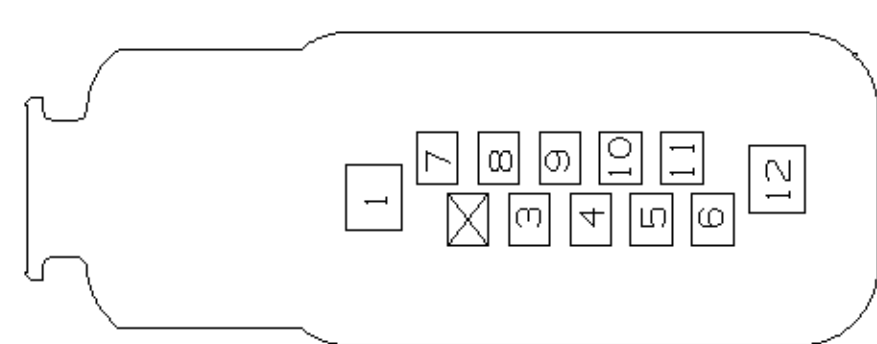
### C073

ITEM NO: 24	
15305555 BLK	
AIR METER	
CAV	WIRE
A	552
B	472
C	451G
D	539G
E	492



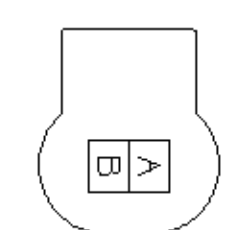
### C050

ITEM NO: 71	
15416722	
SW-PARK/NEU POSN & B/U LP	
CAV	WIRE
1	1737
3	15305171
4	772C
5	771C
6	773C
7	150S
8	776C
9	275C
10	24C
11	139B
12	806



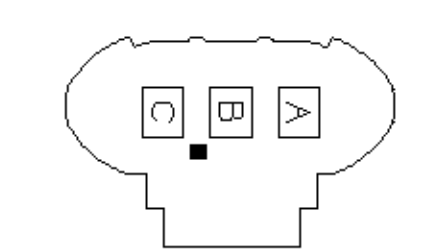
### C058

ITEM NO: 68	
15336004 BLK	
SEND-SPD TURBINE	
CAV	WIRE
A	1983 (T4)
B	1984 (T4)



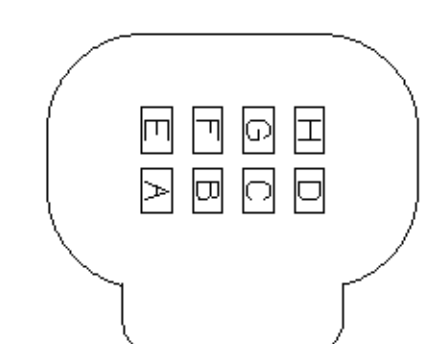
### C067

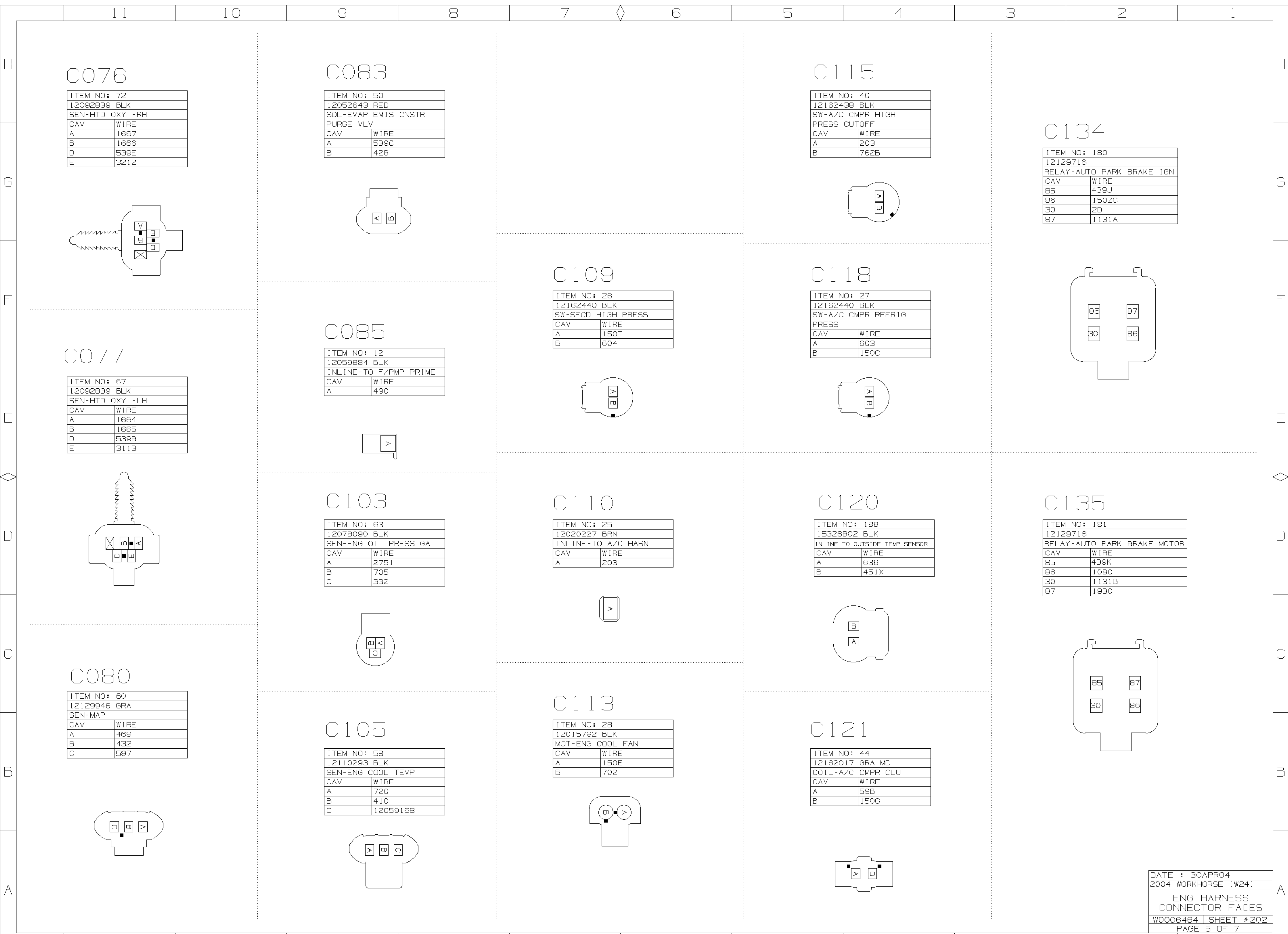
ITEM NO: 41	
12059595 BLK	
SEN-CM/SHF POSN	
CAV	WIRE
A	631
B	632
C	633



### C075

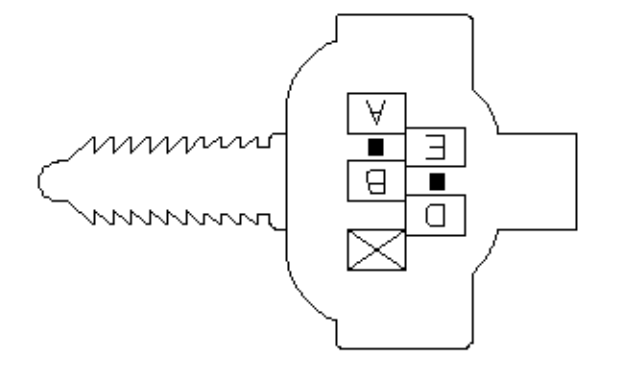
ITEM NO: 45	
15326835 BLK	
THROTTLE ACTR CNTR VLV	
CAV	WIRE
A	581
B	1704
C	582
D	452
E	1688
F	486
G	485
H	416





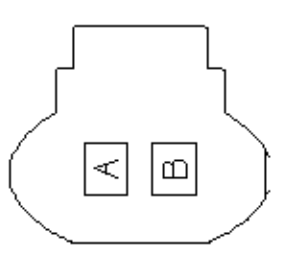
C076

ITEM NO: 72	
12092839 BLK	
SEN-HTD OXY -RH	
CAV	WIRE
A	1667
B	1666
D	539E
E	3212



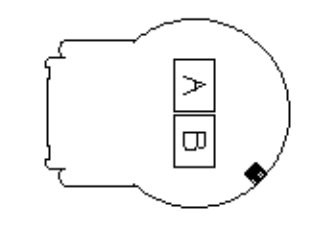
C083

ITEM NO: 50	
12052643 RED	
SOL-EVAP EMIS CNSTR	
PURGE VLV	
CAV	WIRE
A	539C
B	428



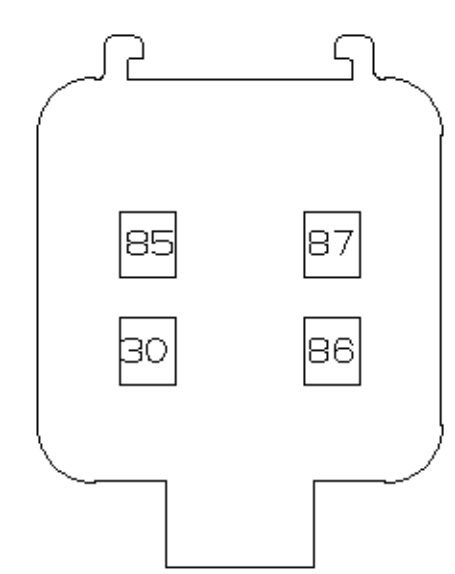
C115

ITEM NO: 40	
12162438 BLK	
SW-A/C CMPR HIGH	
PRESS CUTOFF	
CAV	WIRE
A	203
B	762B



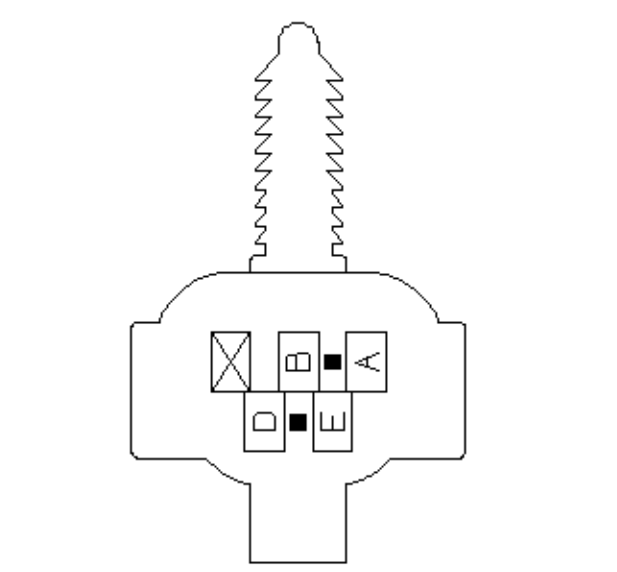
C134

ITEM NO: 180	
12129716	
RELAY-AUTO PARK BRAKE IGN	
CAV	WIRE
B5	439J
B6	150ZC
30	2D
B7	1131A



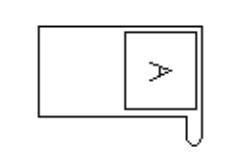
C077

ITEM NO: 67	
12092839 BLK	
SEN-HTD OXY -LH	
CAV	WIRE
A	1664
B	1665
D	539B
E	3113



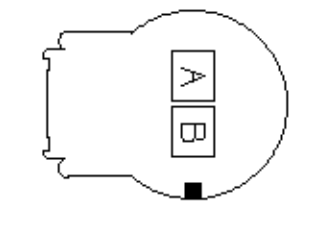
C085

ITEM NO: 12	
12059884 BLK	
INLINE-TO F/PMP PRIME	
CAV	WIRE
A	490



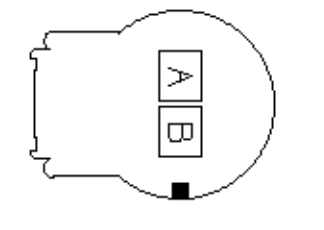
C109

ITEM NO: 26	
12162440 BLK	
SW-SECD HIGH PRESS	
CAV	WIRE
A	150T
B	604



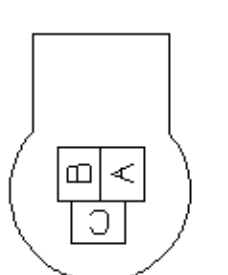
C118

ITEM NO: 27	
12162440 BLK	
SW-A/C CMPR REFRIG	
PRESS	
CAV	WIRE
A	603
B	150C



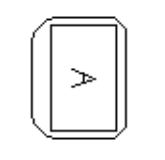
C103

ITEM NO: 63	
12078090 BLK	
SEN-ENG OIL PRESS GA	
CAV	WIRE
A	2751
B	705
C	332



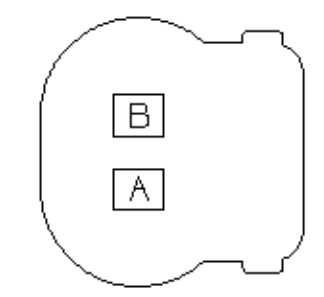
C110

ITEM NO: 25	
12020227 BRN	
INLINE-TO A/C HARN	
CAV	WIRE
A	203



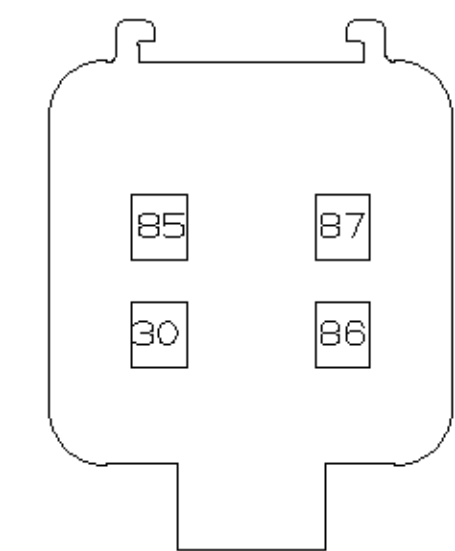
C120

ITEM NO: 188	
15326802 BLK	
INLINE TO OUTSIDE TEMP SENSOR	
CAV	WIRE
A	636
B	451X



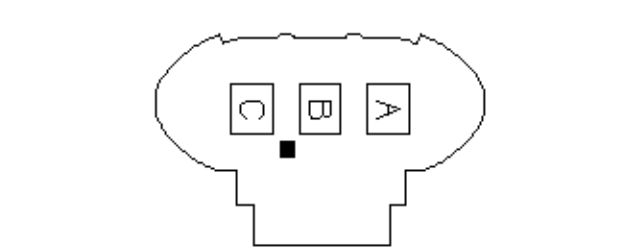
C135

ITEM NO: 181	
12129716	
RELAY-AUTO PARK BRAKE MOTOR	
CAV	WIRE
B5	439K
B6	1080
30	1131B
B7	1930



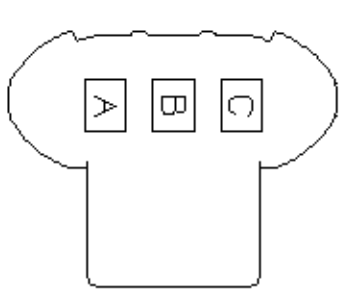
C080

ITEM NO: 60	
12129946 GRA	
SEN-MAP	
CAV	WIRE
A	469
B	432
C	597



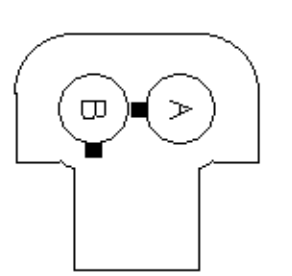
C105

ITEM NO: 58	
12110293 BLK	
SEN-ENG COOL TEMP	
CAV	WIRE
A	720
B	410
C	12059168



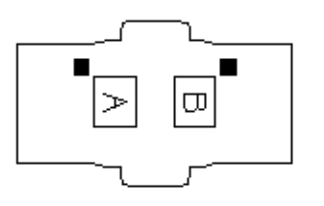
C113


ITEM NO: 28	
12015792 BLK	
MOT-ENG COOL FAN	
CAV	WIRE
A	150E
B	702



C121

ITEM NO: 44	
12162017 GRA MD	
COIL-A/C CMPR CLU	
CAV	WIRE
A	59B
B	150G



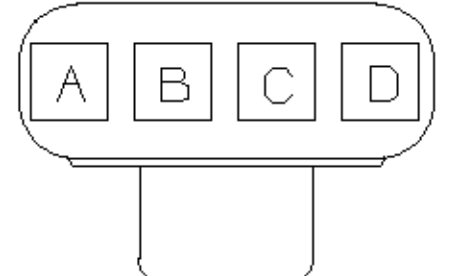


C136

ITEM NO: 182	
776273-1 BLK (AMP)	
15383243 BLK (AMP)	
AUTO APPLY BRAKE CONTROL	
CAV	WIRE
1	139C
2	1080
3	1844
4	2031
5	1104
6	15380219
7	15380219
8	15380219
9	233
10	1131C
11	1827
12	275D
13	1942
14	150ZB

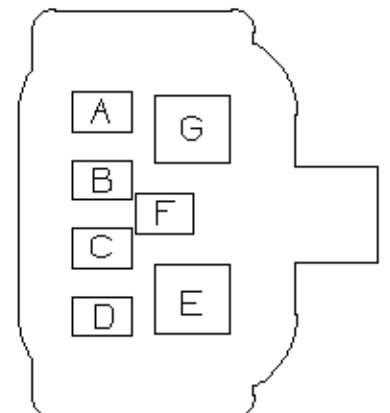
C149 (&ECS)

ITEM NO: 178	
12129565	
ACTUATOR SBW	
CAV	WIRE
A	2785(T1)
B	2786(T1)
C	2788(T1)
D	2787(T1)



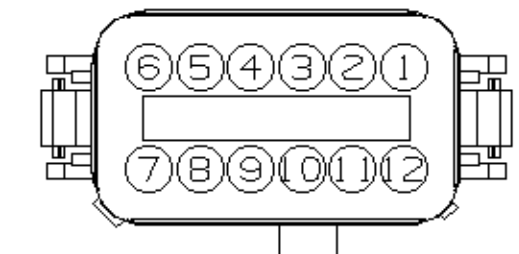
C207

ITEM NO: 192	
12052200 BLK	
MOT-WSW	
CAV	WIRE
A	91
B	92
C	94B
D	97
E	150ZE
F	150ZF
G	94A



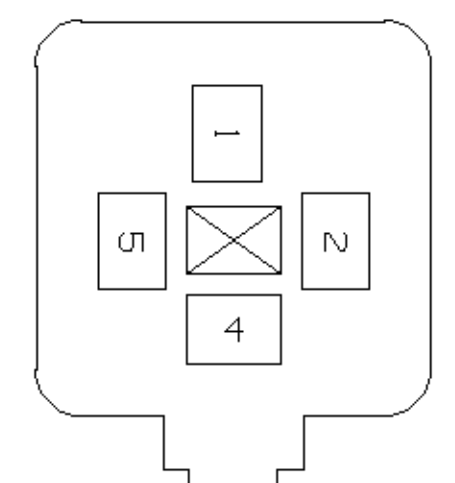
C706

ITEM NO: 170	
15339204	
DT06-12SA-B016 GRA	
ABS CONTROL - J2	
CAV	WIRE
1	SEAL
2	51
3	858
4	857
5	1290
6	859
7	863
8	1291
9	861
10	862
11	SEAL
12	SEAL



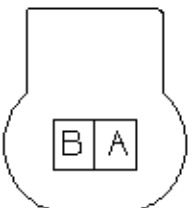
C715

ITEM NO: 969	
12065686 BLK	
RLY-P/B BOOS PUMP	
CAV	WIRE
1	1042B
2	20B
4	1470
5	1928



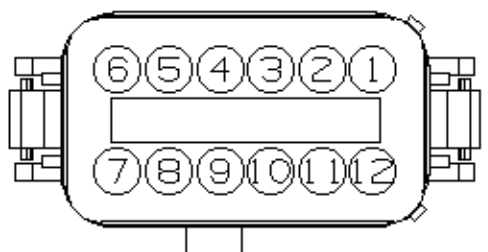
C180

ITEM NO: 79	
12162193 BLK	
SEN-ENG OIL LEVEL	
CAV	WIRE
A	1174
B	451F



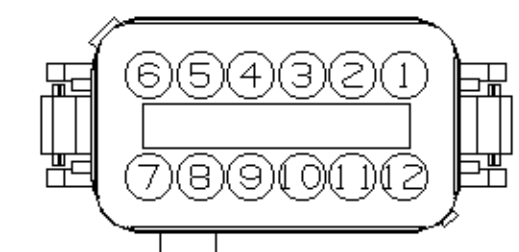
C705

ITEM NO: 171	
15339205	
DT06-12SB-B016 BLK	
ABS CONTROL - J1	
CAV	WIRE
1	2501(T7)
2	639
3	442B
4	1450
5	SEAL
6	874
7	1905
8	867C
9	451Z
10	479C
11	442C
12	2500(T7)



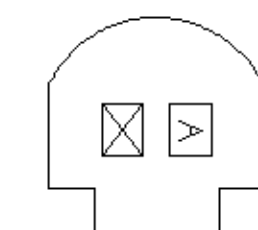
C707

ITEM NO: 172	
15339206	
DT06-12SC-B016 GRN	
ABS CONTROL - J3	
CAV	WIRE
1	SEAL
2	SEAL
3	885(T10)
4	833
5	873
6	883(T9)
7	882(T9)
8	830
9	872
10	884(T10)
11	SEAL
12	SEAL



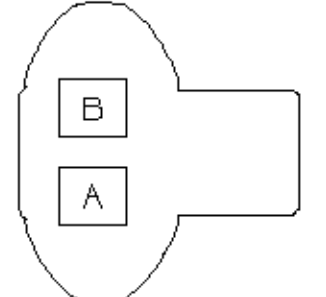
C718

ITEM NO: 972	
15398879 N/A	
BRAKE PRESS DIF SWITCH	
CAV	WIRE
A	680B



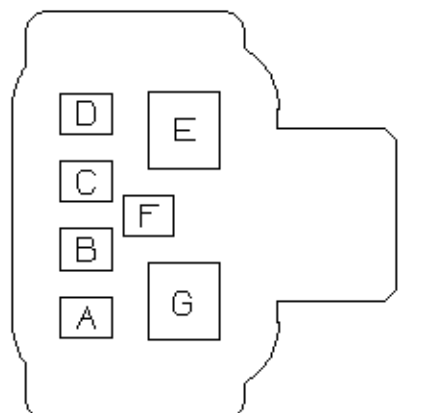
C137

ITEM NO: 183	
15300027 BLK	
AUTO APPLY BRAKE MOTOR	
CAV	WIRE
A	1930
B	150ZD



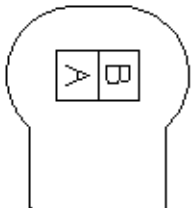
C202

ITEM NO: 190	
12059472 BLK	
INLINE-TO FWD LP HARN	
CAV	WIRE
A	2309
B	12
C	14B
D	593
E	29
F	15B
G	11B



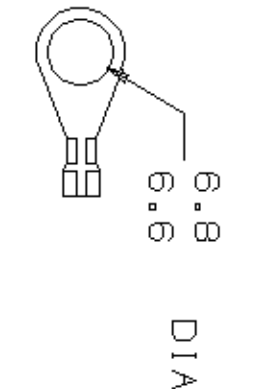
C717

ITEM NO: 971	
12162197 GRA MD	
SW-P/B BOOS FLUID	
FLOW IND & ALARM	
CAV	WIRE
A	192B
B	150U



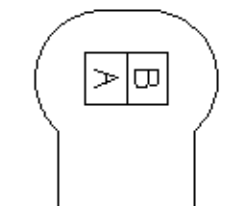
C716

POWER BRAKE	
BOOSTER PUMP	
MOTOR	
WIRE	1470



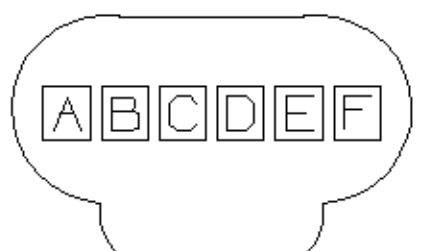
C720

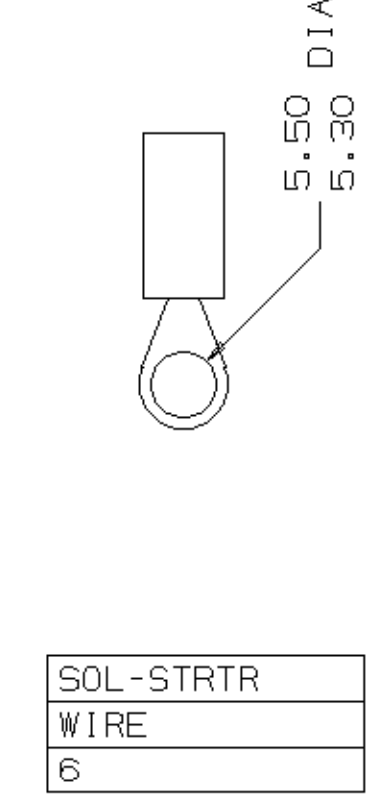
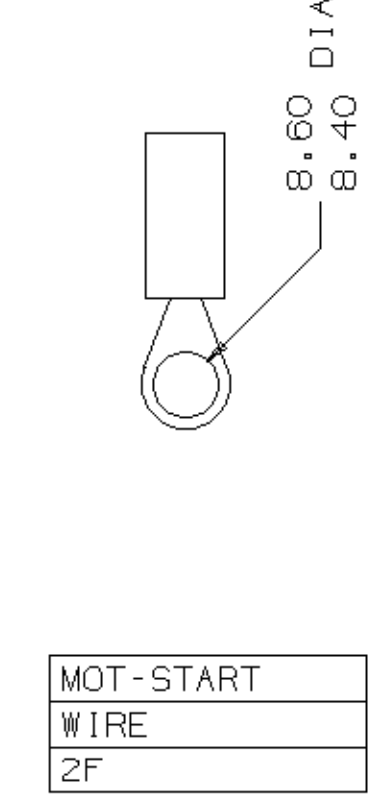
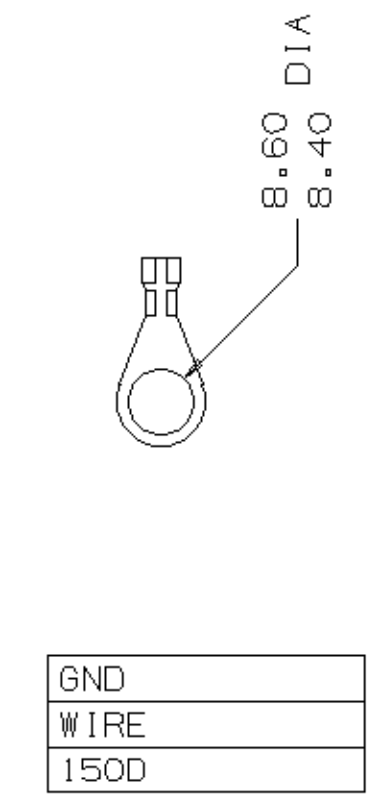
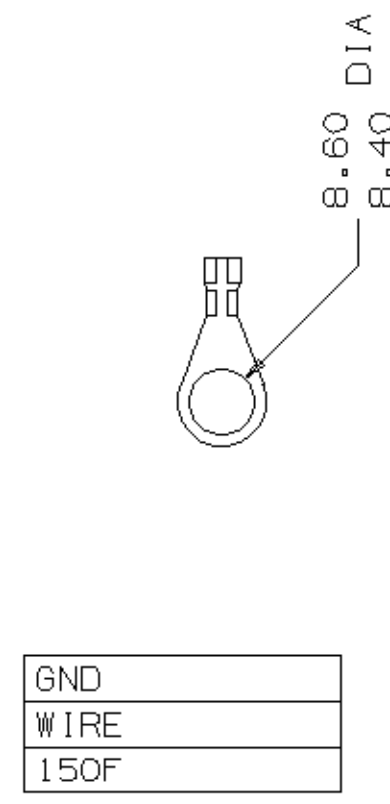
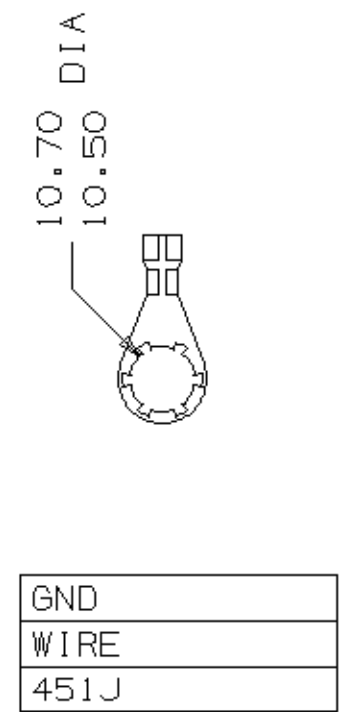
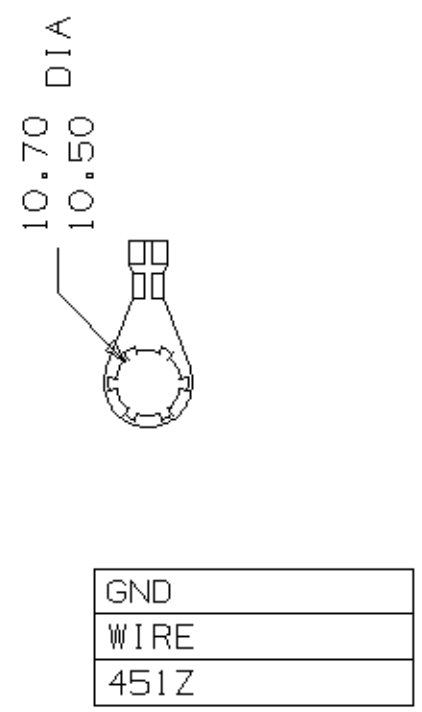
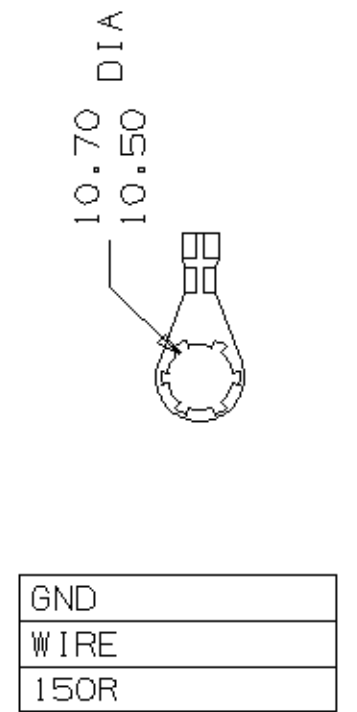
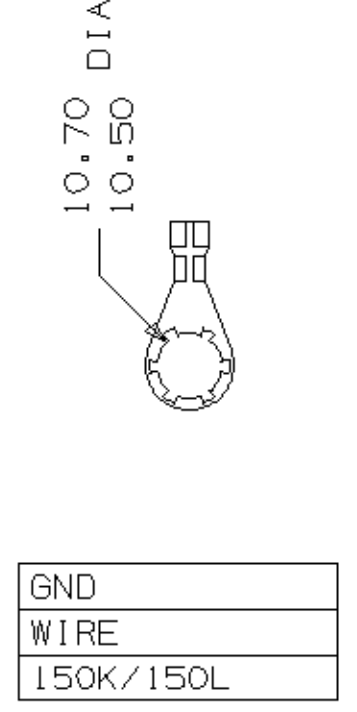
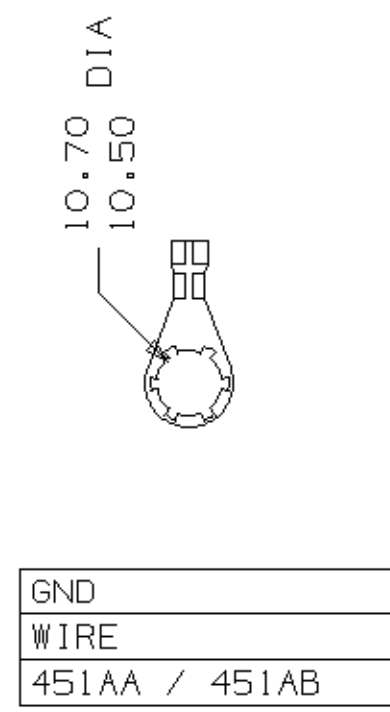
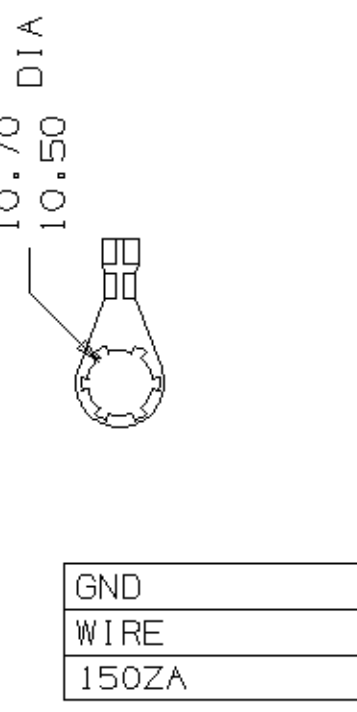
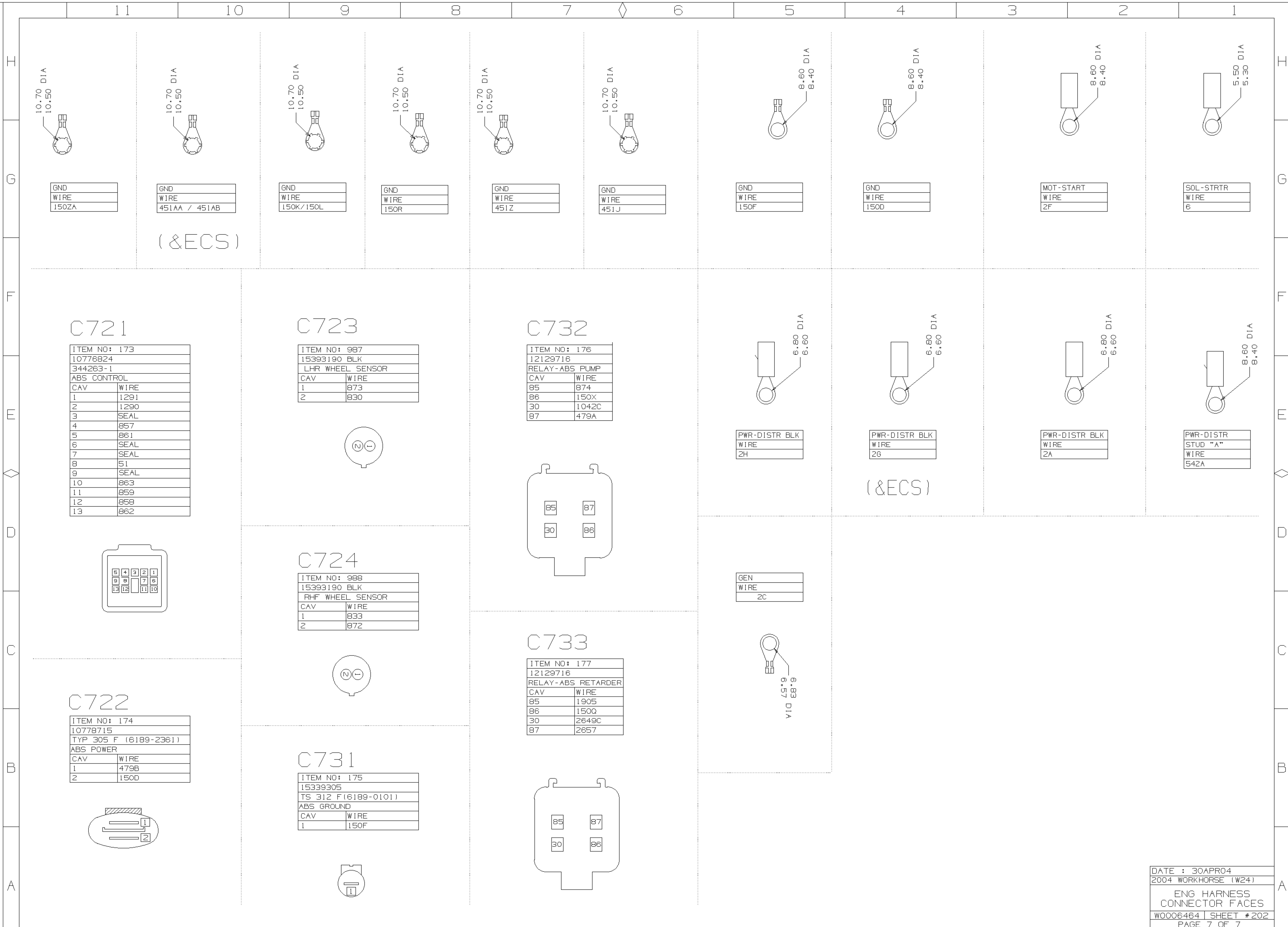
ITEM NO: 979	
12162194 BLK	
SW-BRK FLUID LVL IND	
CAV	WIRE
A	680C
B	150V



C148 (&ECS)

ITEM NO: 179	
15336013	
POSITION SENSOR SBW	
CAV	WIRE
A	2779(T5)
B	2781(T5)
C	2780(T5)
D	2783(T6)
E	2784(T6)
F	2782(T6)

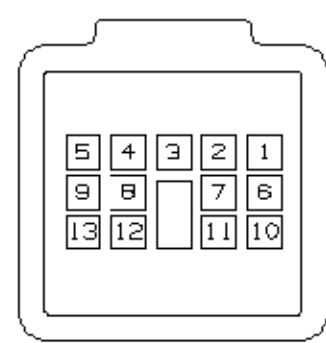




(&ECS)

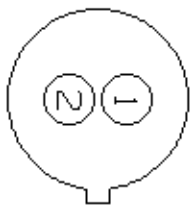
C721

ITEM NO: 173	
10776824	
344263-1	
ABS CONTROL	
CAV	WIRE
1	129J
2	129O
3	SEAL
4	857
5	861
6	SEAL
7	SEAL
8	51
9	SEAL
10	863
11	859
12	858
13	862



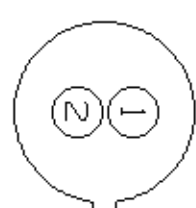
C723

ITEM NO: 987	
15393190 BLK	
LHR WHEEL SENSOR	
CAV	WIRE
1	873
2	830



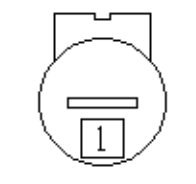
C724

ITEM NO: 988	
15393190 BLK	
RHF WHEEL SENSOR	
CAV	WIRE
1	833
2	872



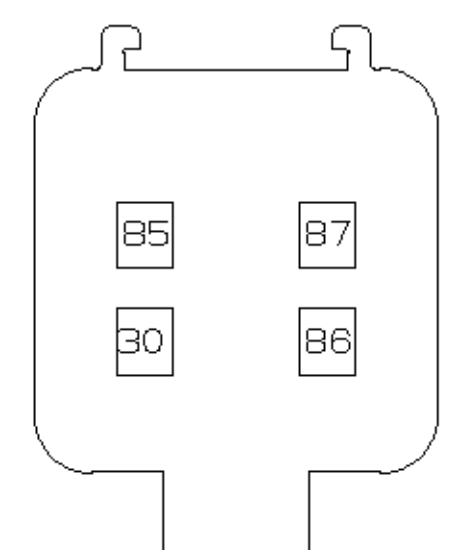
C731

ITEM NO: 175	
15339305	
TS 312 F (6189-0101)	
ABS GROUND	
CAV	WIRE
1	150F



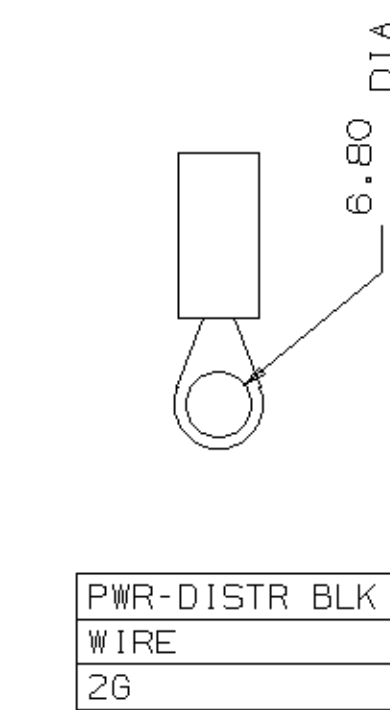
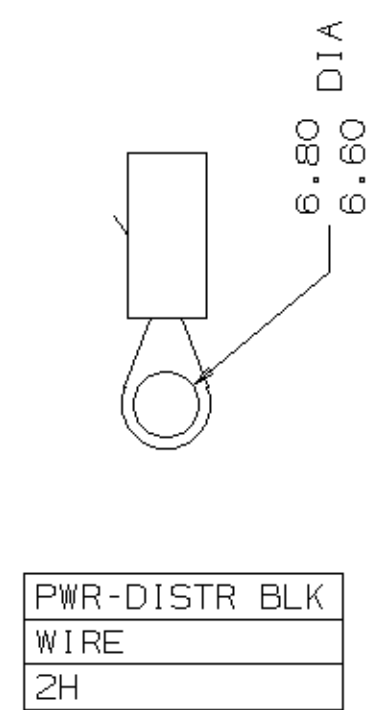
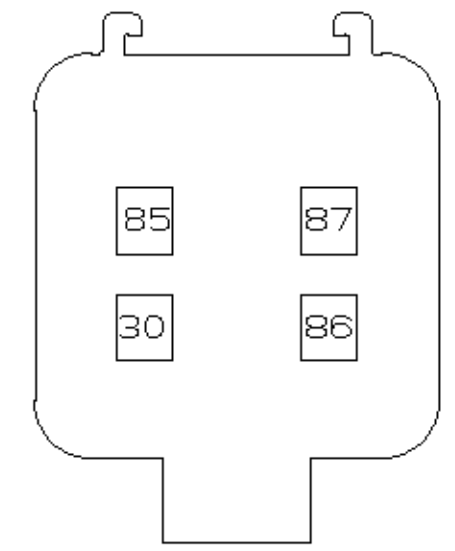
C732

ITEM NO: 176	
12129716	
RELAY-ABS PUMP	
CAV	WIRE
85	874
86	150X
30	1042C
87	479A

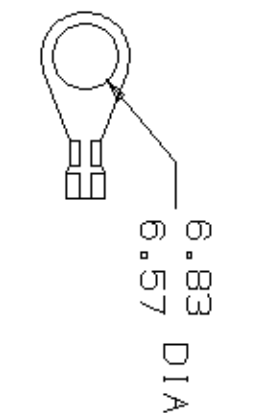
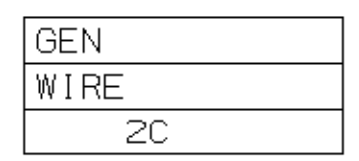
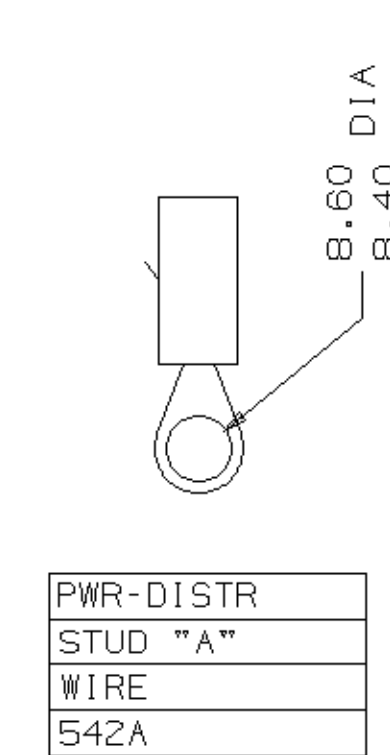
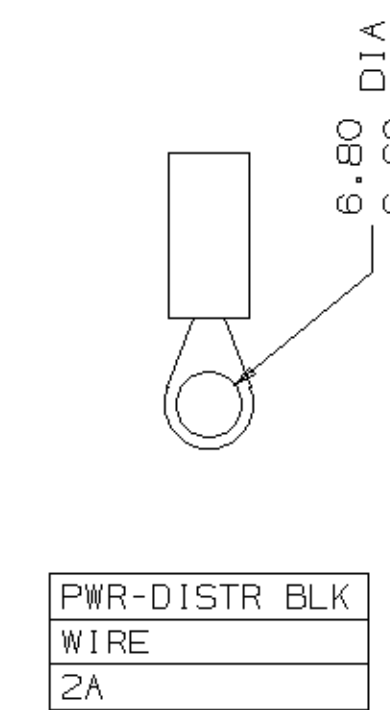


C733

ITEM NO: 177	
12129716	
RELAY-ABS RETARDER	
CAV	WIRE
85	1905
86	150Q
30	2649C
87	2657

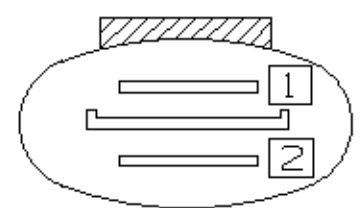


(&ECS)



C722

ITEM NO: 174	
10778715	
TYP 305 F (6189-2361)	
ABS POWER	
CAV	WIRE
1	479B
2	150D



### C200 (&ECS)

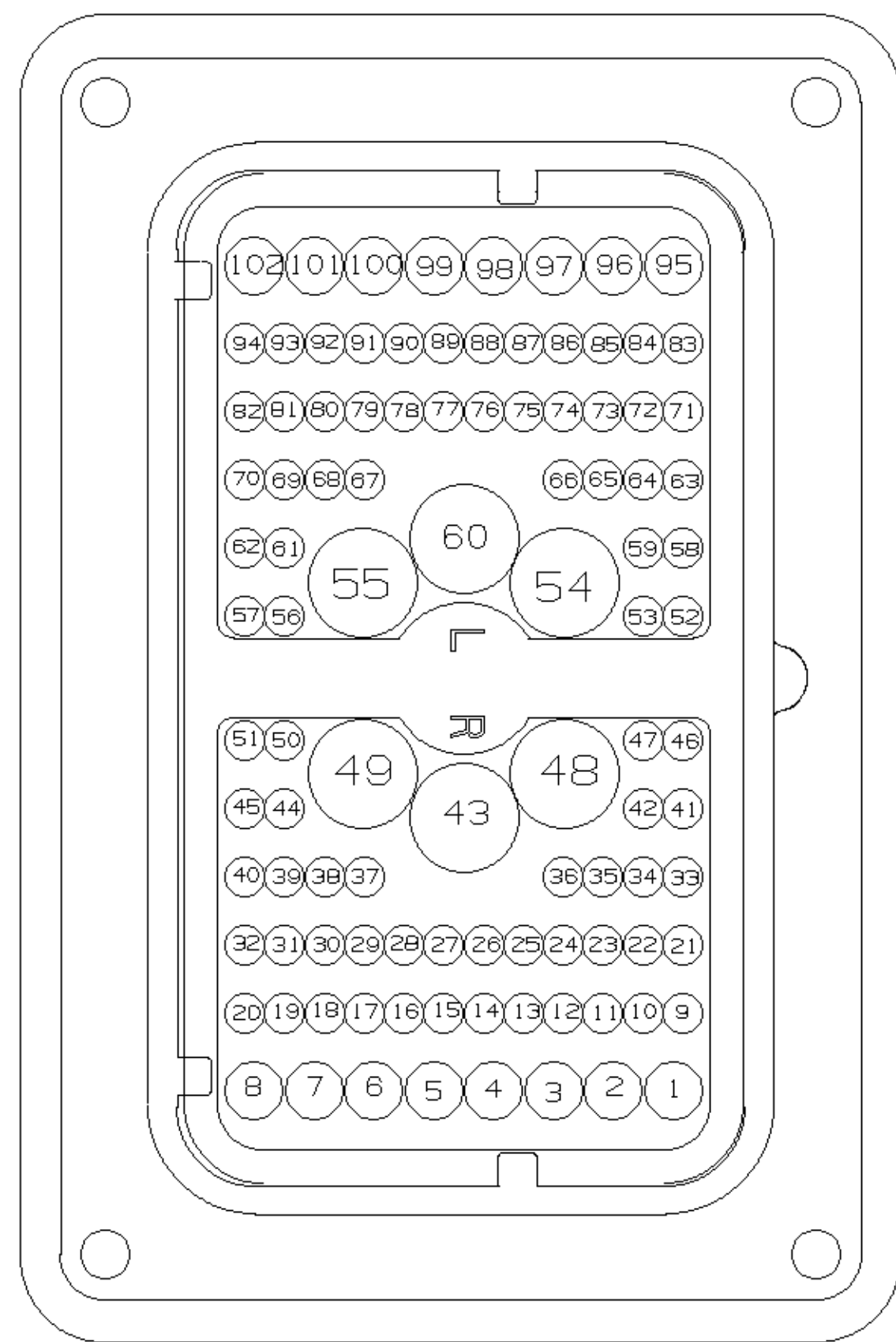
ITEM NO: 5	CAV	WIRE
15380249		
DRB12-102PANE		
INLINE-TO ENG HARN		
1	2785	(T1)
2	2786	(T1)
3	2787	(T1)
4	2788	(T1)
5	300A	
6	300D	
7	742B	
8	742C	
9	2649	
10	867	
11	2500	(T7)
12	2501	(T7)
13	2649C	
14	1147	
15	2779	(T5)
16	2780	(T5)
17	2781	(T5)
18	2361A	(T2)
19	2363F	
20	2362A	(T2)
21	2782	(T6)
22	2783	(T6)
23	2784	(T6)
24	1844	
25	139	
26	2031	
27	233	
28	1942	
29	534	
30	-	
31	241	
32	420	
33	419	
34	1807A	
35	-	
36	1135A	
37	41	
38	680	
39	5	
40	-	
41	120	
42	9	
43	-	
44	1340A	
45	1255	
46	24	
47	275	
48	142	
49	242	
50	2759	
51	1589	
52	-	
53	121	
54	3A	
55	342	
56	416	
57	1688	
58	452	
59	1704	
60	-	
61	1061	
62	774	
63	817	
64	2013	
65	485	
66	486	
67	581	
68	582	
69	839	
70	451E	

71	140C	
72	20	
73	19	
74	18	
75	97	
76	-	
77	2715	
78	94	
79	-	
80	-	
81	-	
82	-	
83	636	
84	-	
85	2309	
86	12	
87	14B	
88	593	
89	29	
90	15B	
91	11B	
92	91	
93	92	
94	-	
95	42B	
96	42C	
97	542B	
98	542C	
99	1740	(T3)
100	1840	(T3)
101	451F	(T3)
102	451G	(T3)

### C200 (-ECS)

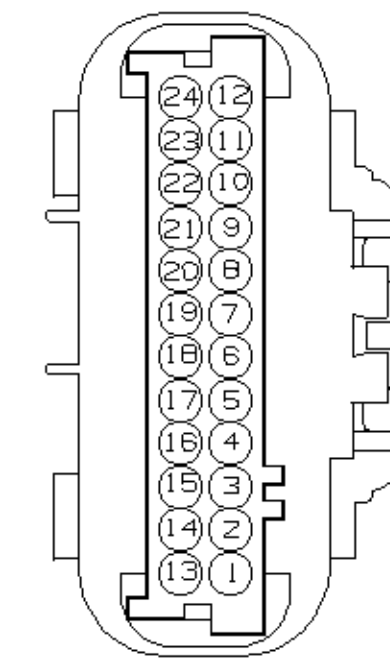
ITEM NO: 5	CAV	WIRE
15380249		
DRB12-102PANE		
INLINE-TO ENG HARN		
1	-	
2	-	
3	-	
4	-	
5	300A	
6	300D	
7	742B	
8	742C	
9	2649	
10	867	
11	2500	(T7)
12	2501	(T7)
13	2648	
14	-	
15	-	
16	-	
17	-	
18	2361A	(T2)
19	2363F	
20	2362A	(T2)
21	-	
22	-	
23	-	
24	1844	
25	139	
26	2031	
27	233	

28	1942
29	534
30	-
31	241
32	420
33	419
34	1807A
35	-
36	1135
37	41
38	680
39	5
40	-
41	120
42	9
43	-
44	1340A
45	1255
46	24
47	275
48	142
49	242
50	2759
51	1589
52	-
53	121
54	3A
55	342
56	416
57	1688
58	452
59	1704
60	-
61	1061
62	774
63	817
64	2013
65	485
66	486
67	581
68	582
69	839
70	451E
71	140C
72	20
73	19
74	18
75	97
76	-
77	2715
78	94
79	771
80	772
81	773
82	776
83	636
84	-
85	2309
86	12
87	14B
88	593
89	29
90	15B
91	11B
92	91
93	92
94	-
95	42B
96	42C
97	542B
98	542C
99	-
100	-
101	-
102	-



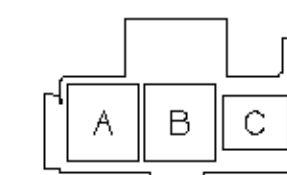
### C055 (&ECS)

ITEM NO: 101	CAV	WIRE
12129225		
PUSH BUTTON SHFT SEL-A		
1	2362G	
2	2361G	
3	2363G	
4	PLUG SEAL	
5	8	
6	2783	(T6)
7	2781	(T5)
8	2784	(T6)
9	PLUG SEAL	
10	PLUG SEAL	
11	PLUG SEAL	
12	PLUG SEAL	
13	1147	
14	2648B	
15	PLUG SEAL	
16	PLUG SEAL	
17	3D	
18	2780	(T5)
19	2779	(T5)
20	2782	(T6)
21	PLUG SEAL	
22	PLUG SEAL	
23	PLUG SEAL	
24	2789	



### C043

ITEM NO: 27	CAV	WIRE
12033699		BLK
SW-S/LP		
A	17C	
B	140B	
C	20	



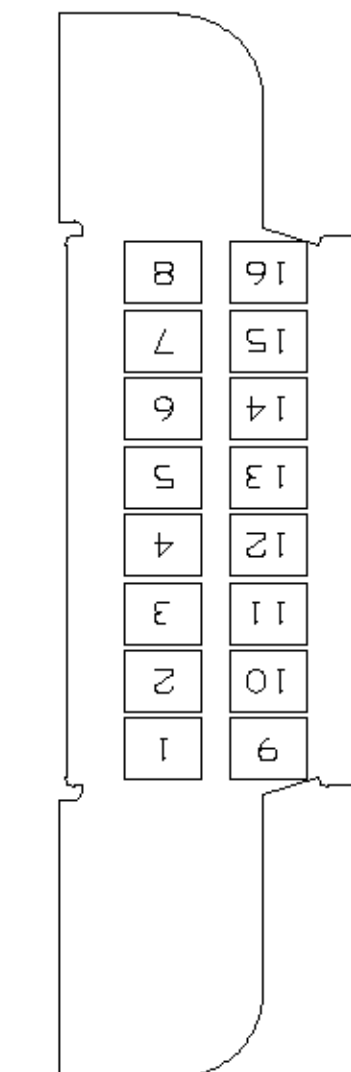
### C126

ITEM NO: 104	CAV	WIRE
12047662		BLK
PARK BRK PULL SW		
A	150J	
B	1134	



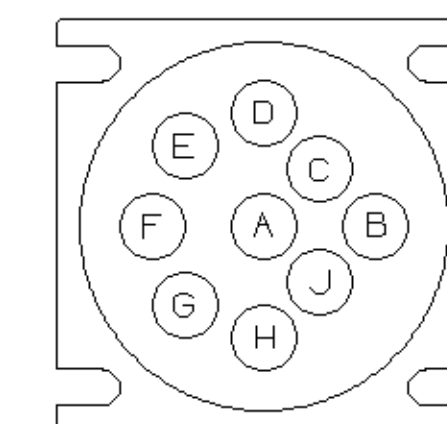
### C208

ITEM NO: 26	CAV	WIRE
12110250		BLK
DATA LINK		
1		
2	1807B	
3		
4	150E	
5	2363E	
6	2361E	
7		
8		
9		
10		
11		
12		
13		
14	2362E	
15		
16	1340C	



### C209

ITEM NO: 103	CAV	WIRE
DATALINK J1939		
15324337		BLK
A	150P	
B	1340B	
C	2361H	
D	2362H	
E	2363H	
F	2500	(T7)
G	2501	(T7)
H	12103534	
J	12103534	



### C210 (-ECS)

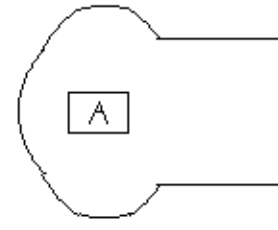
ITEM NO: 6 15394027 BLK INLINE-TO I/P EXTN HARN	
CAV	WIRE
A1	3B
A2	142
A3	28
A4	1844
B1	542A
B2	150A
B3	14C
B4	15C
C1	1589
C2	2309
C3	534
C4	16
D1	2759
D2	867
D3	2648
E1	275
E2	1942
E3	2649
E4	680
F1	10
F2	27
F3	
F4	1807C
G1	593
G2	24
G3	29
G4	773
G5	776
H6	42A
H7	4B
H8	300B
H9	771
J6	143A
J7	140A
J8	2715
J9	17B
K6	2013
K7	2361B
K8	2362B
K9	11C
L6	121
L7	2363B
LB	772
M6	139
M7	8
MB	419
M9	233
N6	80
N7	636
N8	451C
N9	817
P6	742A
P7	120
P8	1255
P9	9
P10	1134B

### C210 (&ECS)

ITEM NO: 6 15394027 BLK INLINE-TO I/P EXTN HARN	
CAV	WIRE
A1	3B
A2	142
A3	28
A4	1844
B1	542A
B2	150A
B3	14C
B4	15C
C1	1589
C2	2309
C3	534
C4	16
D1	2759
D2	867
D3	2648A
E1	275
E2	1942
E3	2649
E4	680
F1	10
F2	27
F3	
F4	1807C
G1	593
G2	24
G3	29
G4	
G5	
H6	42A
H7	4B
H8	300B
H9	
J6	143A
J7	140A
J8	2715
J9	17B
K6	2013
K7	2361B
K8	2362B
K9	11C
L6	121
L7	2363B
LB	
M6	139
M7	8
MB	419
M9	233
N6	80
N7	636
N8	451C
N9	817
P6	742A
P7	120
P8	1255
P9	9
P10	1134B

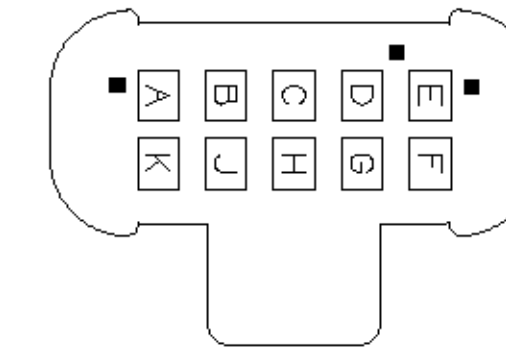
### C218

ITEM NO: 24 12065172 BLK INLINE-TO BODY BUILDER HARN	
CAV	WIRE
A	17F



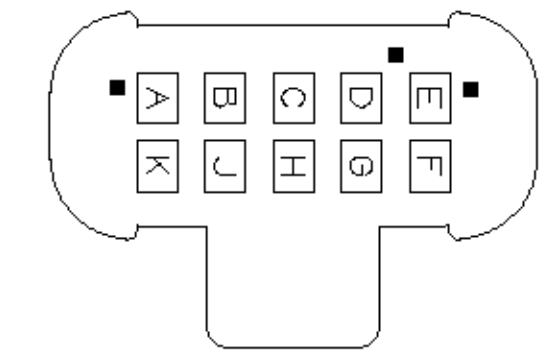
### C234

ITEM NO: 966 12065425 BLK SW-WSW	
CAV	WIRE
A	12059168
B	12059168
C	12059168
D	12059168
E	112
F	143C
G	91
H	97
J	94
K	150F



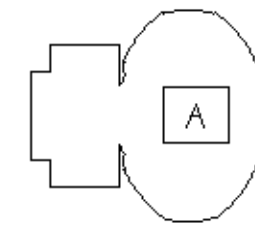
### C217

ITEM NO: 37 12065425 BLK MDL-ELEK THROT ACTR CONT	
CAV	WIRE
A	12059168
B	1274
C	1162
D	1272
E	12059168
F	1161
G	1164
H	12059168
J	1271
K	12059168



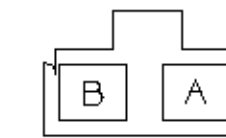
### C219

ITEM NO: 23 12065171 BLK INLINE-TO BODY BUILDER HARN	
CAV	WIRE
A	17E



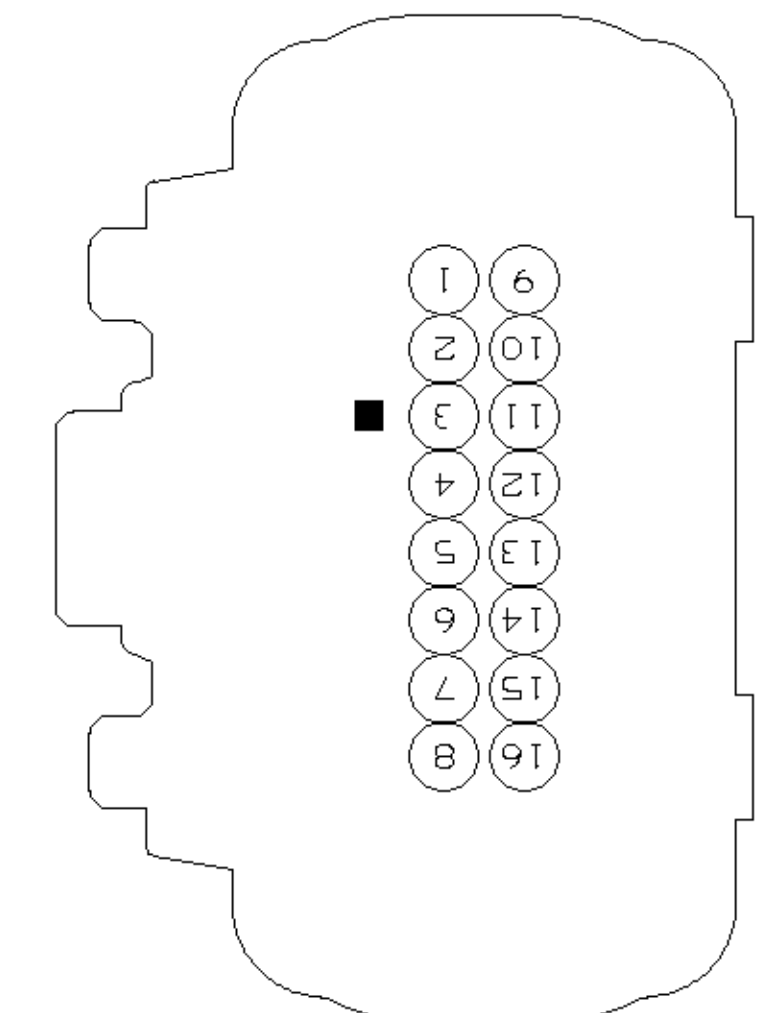
### C237

ITEM NO: 100 12015197 BLU SW-S/LP, TCC	
CAV	WIRE
A	1135A
B	2789



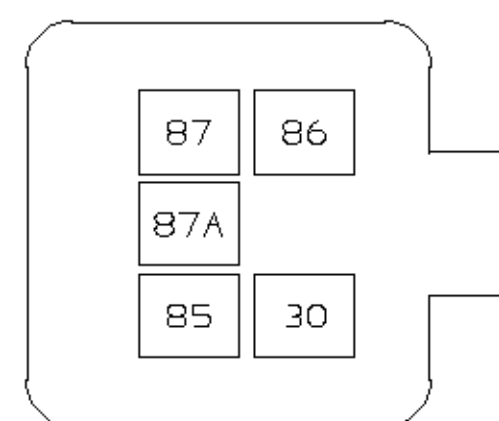
### C216

ITEM NO: 38 12191065 NAT MDL-ELEK THROT ACTR CONT	
CAV	WIRE
1	485
2	416
3	452
4	84
5	87
6	17A
7	839
8	582
9	1688
10	1704
11	486
12	1061
13	774
14	397
15	451A
16	581



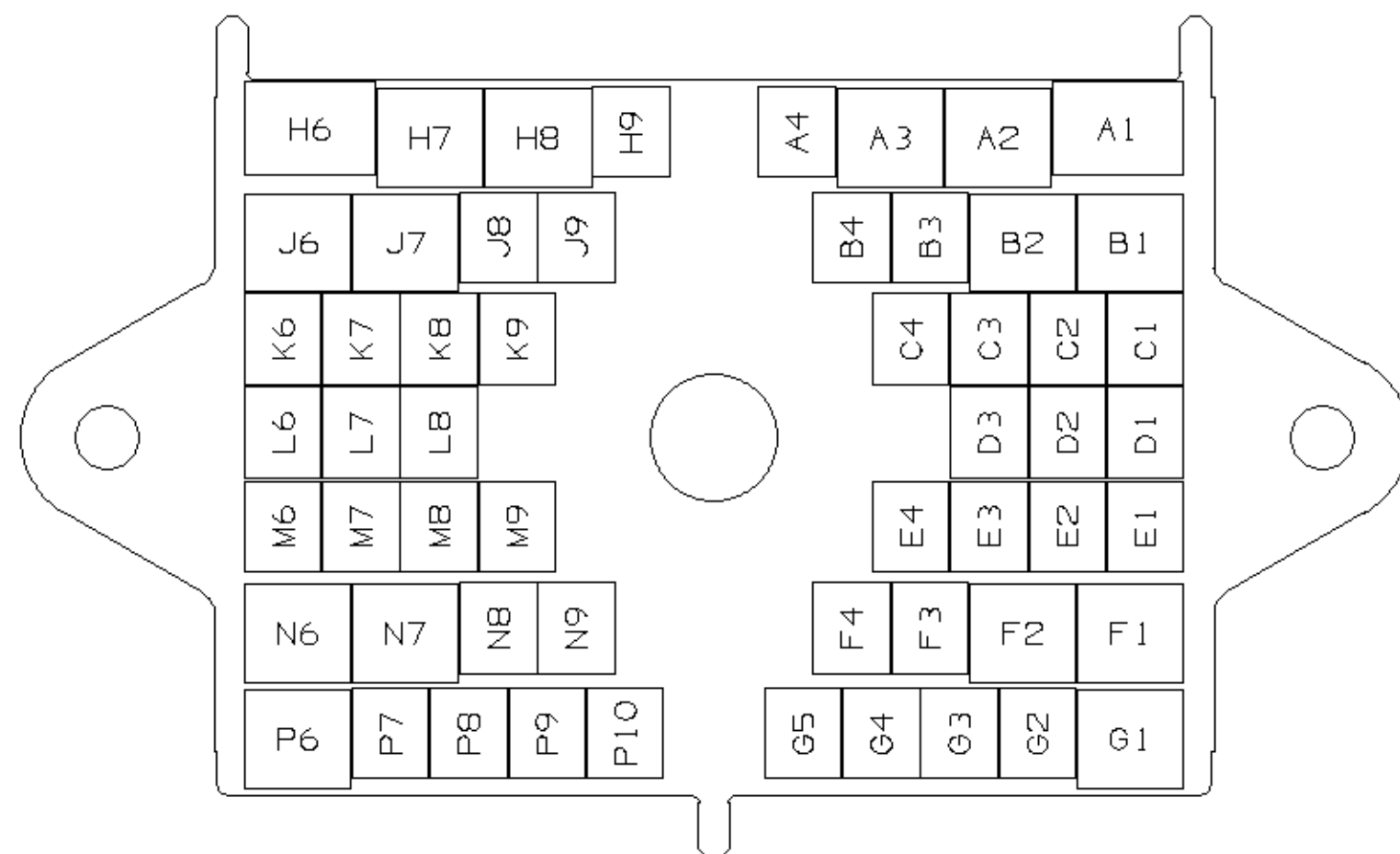
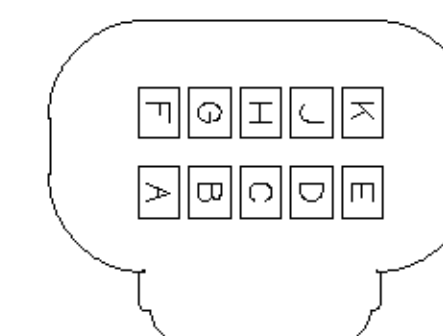
### C228

ITEM NO: 212 12110539 BLK RLY-PARK BRAKE BUTTON	
CAV	WIRE
30	150H
85	4C
86	1134
87A	1134C
87	2031



### C212

ITEM NO: 42 15326842 BLK MDL-THROT POSN SEN INTERFACE	
CAV	WIRE
A	15305171
B	15305171
C	15305171
D	1164
E	1161
F	15305171
G	1274
H	1162
J	1272
K	1271



### C711 (&ECS)

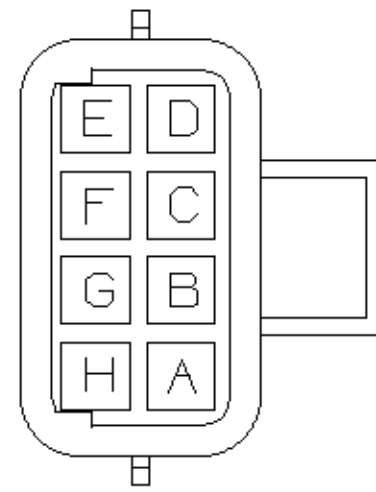
ITEM NO: 965	
12077822 BLK	
INLINE-TO STRG COL HARN	
CAV	WIRE
A1	
A2	2646A
A3	16
A4	
A5	
A6	15A
A7	14A
A8	
A9	
A10	
A11	28
A12	397
A13	41
A14	84
A15	87
A16	
A17	
B1	
B2	150D
B3	80
B4	150M
B5	1134A
B6	
C1	
C2	150C
C3	
C4	
C5	3C
C6	300C
D1	5
D2	342
D3	
D4	
D5	242
D6	4A
E1	27
E2	17F
E3	92
E4	143B
E5	112
E6	19
E7	18
E8	2646B
E9	2646C
E10	
E11	11A
E12	12
E13	10

### C711 (-ECS)

ITEM NO: 965	
12077822 BLK	
INLINE-TO STRG COL HARN	
CAV	WIRE
A1	
A2	2646A
A3	16
A4	
A5	
A6	15A
A7	14A
A8	
A9	
A10	
A11	28
A12	397
A13	41
A14	84
A15	87
A16	150B
A17	1135
B1	
B2	150D
B3	80
B4	150M
B5	1134A
B6	
C1	
C2	150C
C3	
C4	
C5	3C
C6	300C
D1	5
D2	342
D3	
D4	
D5	242
D6	4A
E1	27
E2	17F
E3	92
E4	143B
E5	112
E6	19
E7	18
E8	2646B
E9	2646C
E10	
E11	11A
E12	12
E13	10

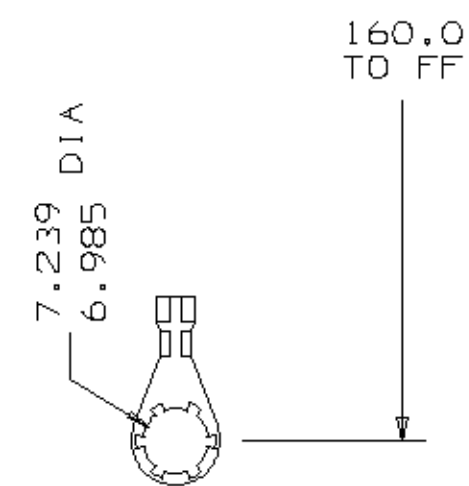
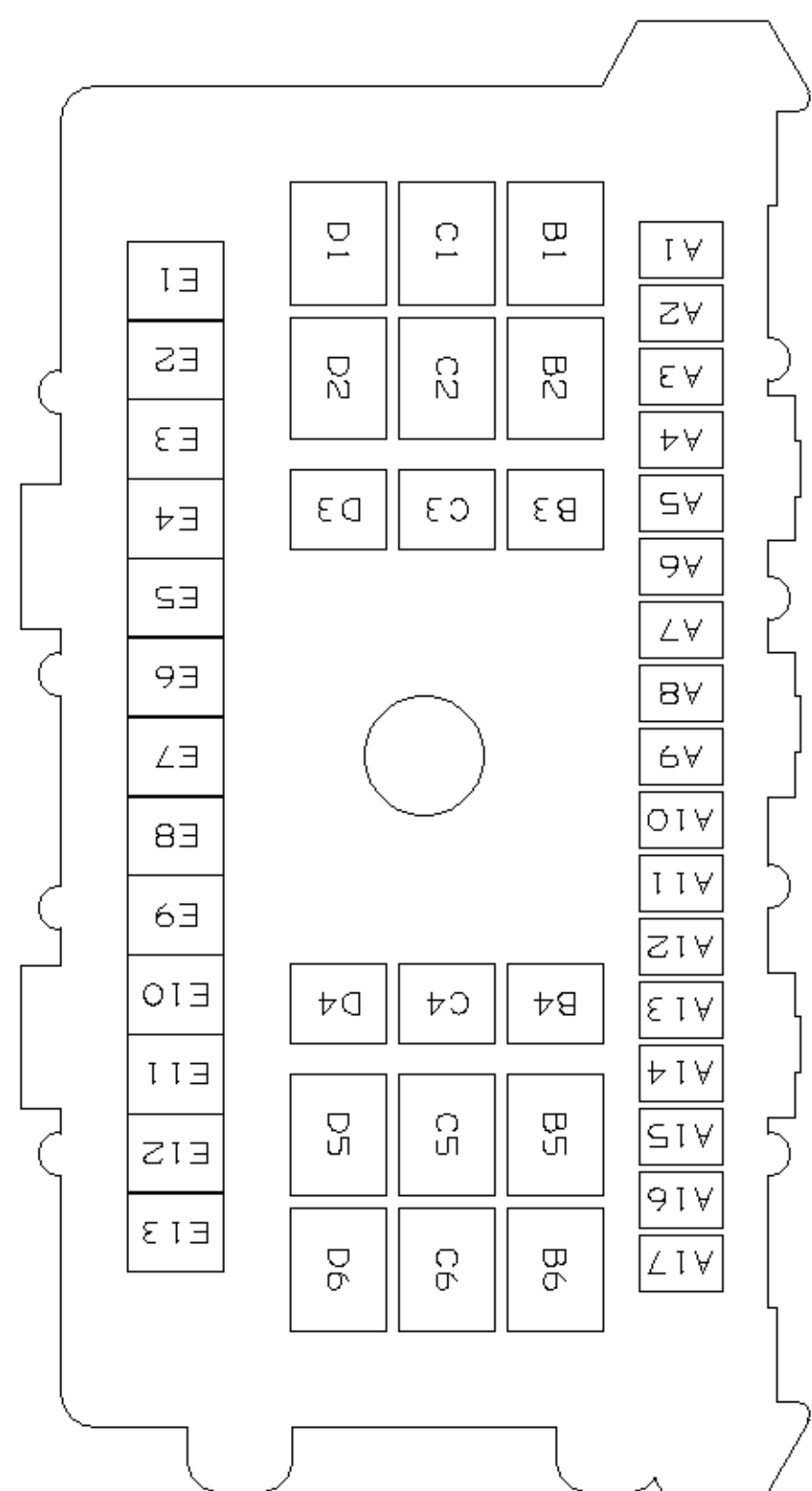
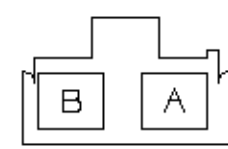
### C269

ITEM NO: 102	
12176335	
PUSH BUTTON SHFT SEL-B	
CAV	WIRE
A	1740(T3)
B	2785(T1)
C	2786(T1)
D	451F(T3)
E	451G(T3)
F	2788(T1)
G	2787(T1)
H	1840(T3)



### C714

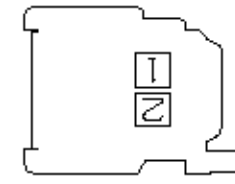
ITEM NO: 968	
12015197 BLU	
SW-S/LP, TCC	
CAV	WIRE
A	241
B	420



GND
WIRE
150B

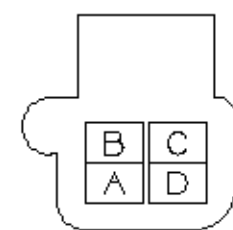
### C063

ITEM NO: 40	
7283-5530-40 YAZAKI	
I0723740 GRA LT	
THROT ADJ MOTOR	
CAV	WIRE
1	560
2	561



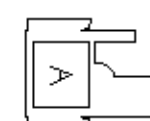
### C065

ITEM NO: 41	
12064761 BLK	
SW-THROT ADJ	
CAV	WIRE
A	1239
B	150N
C	560
D	561



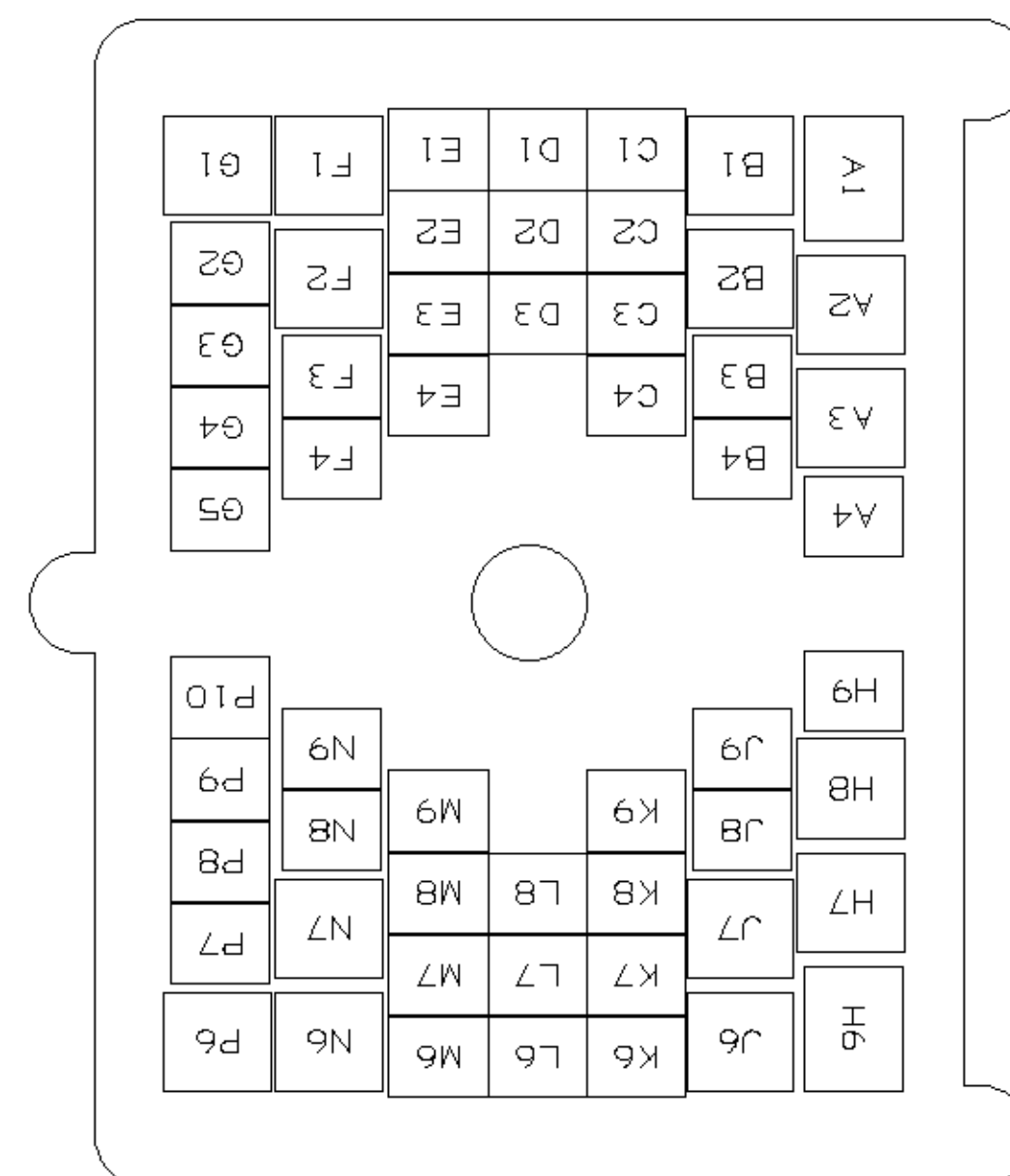
### C084

ITEM NO: 18	
12033713 NAT	
SEAT BELT BYPASS	
CAV	WIRE
A	150K



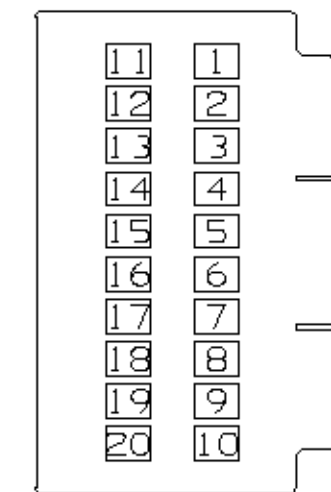
### C250

ITEM NO: 10		
12186731 GRA MD		
INLINE-TO I/P HARN		
CAV	WIRE	WIRE
A1	3A	3A
A2	142C	142C
A3	28	28
A4	1844	1844
B1	542	542
B2	150A	150A
B3	14	14
B4	15	15
C1		
C2	2309	2309
C3	534	534
C4	16	16
D1		
D2	867A	867A
D3	2648	2648
E1	275	275
E2	1942	1942
E3	2649	2649
E4	680	680
F1	10A	10
F2	27	27
F3		
F4	1807	1807
G1	593	
G2	24	24
G3	29C	29C
G4		
G5		
H6	42A	42A
H7	4A	4A
H8	300	300
H9		
J6	143	143
J7	140	140
J8	2715A	2715A
J9	17	17
K6	2013	2013
K7	2361B(T1)	2361B(T1)
K8	2362B(T1)	2362B(T1)
K9	11A	11
L6	121	121
L7	2363B(T1)	2363B(T1)
L8		
M6	139A	139A
M7	8C	8C
M8	419	419
M9	233	233
N6	80	80
N7	636	636
N8	451	451
N9	817	817
P6	742	742
P7		
P8	1255A	1255A
P9	9B	9B
P10	1134A	1134
SYMBOL	2	1



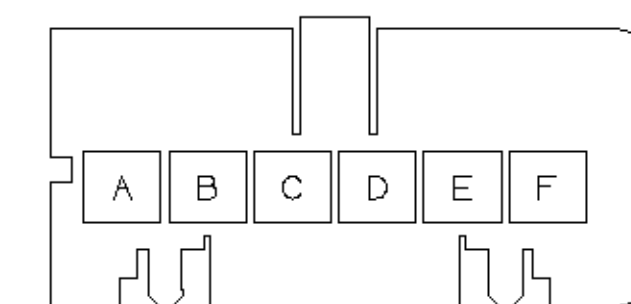
### C251

ITEM NO: 1		
10723742 BLK		
CSTR-INST -1		
CAV	WIRE	WIRE
1		
2	2361C	2361C
3	2362C	2362C
4	1807	1807
5	121	121
6	817	817
7	745	745
8	2647	2647
9		
10		
11	419	419
12	80	80
13	2715B	2715B
14	2013	2013
15		
16	233	233
17	592C	
18	1844	1844
19	150M	150M
20	340	340
SYMBOL	2	1



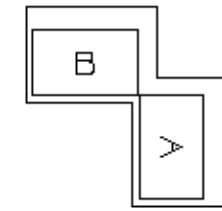
### C252

ITEM NO: 16		
12020029 NAT		
SW-HDLP		
CAV	WIRE	WIRE
A	9E	9E
B	540	
C	42C	42C
D	10A/10B	10
E	240	240
F		
SYMBOL	2	1



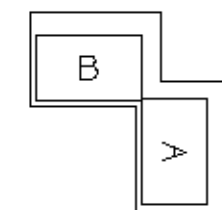
### C215

ITEM NO: 14	
02973385 BLK	
FLSHR-T/S16 LP	
CAV	WIRE
A	139C
B	16



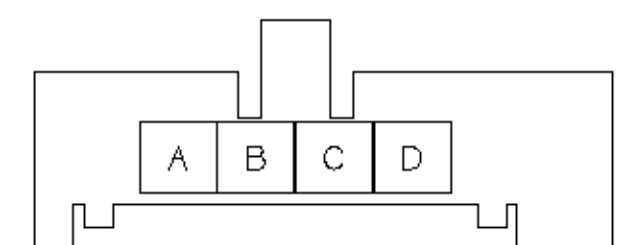
### C248

ITEM NO: 5	
02973385 BLK	
FLSHR-HAZARD LP	
CAV	WIRE
A	140
B	27



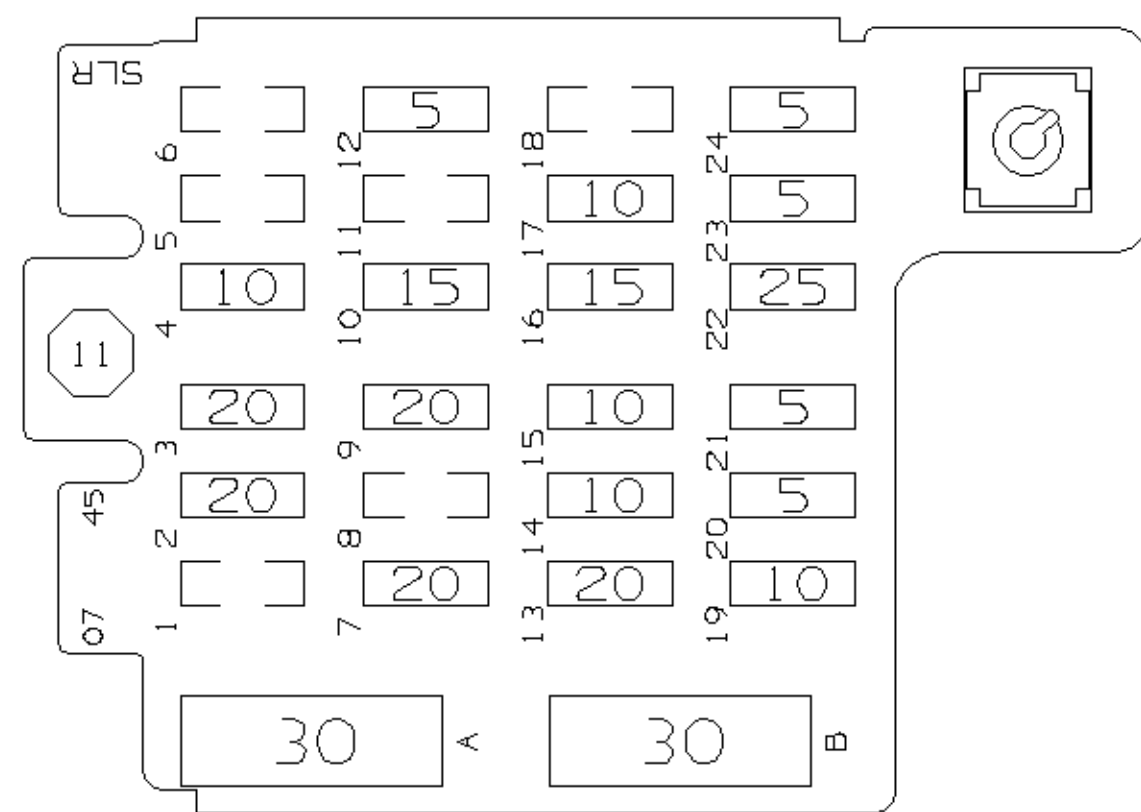
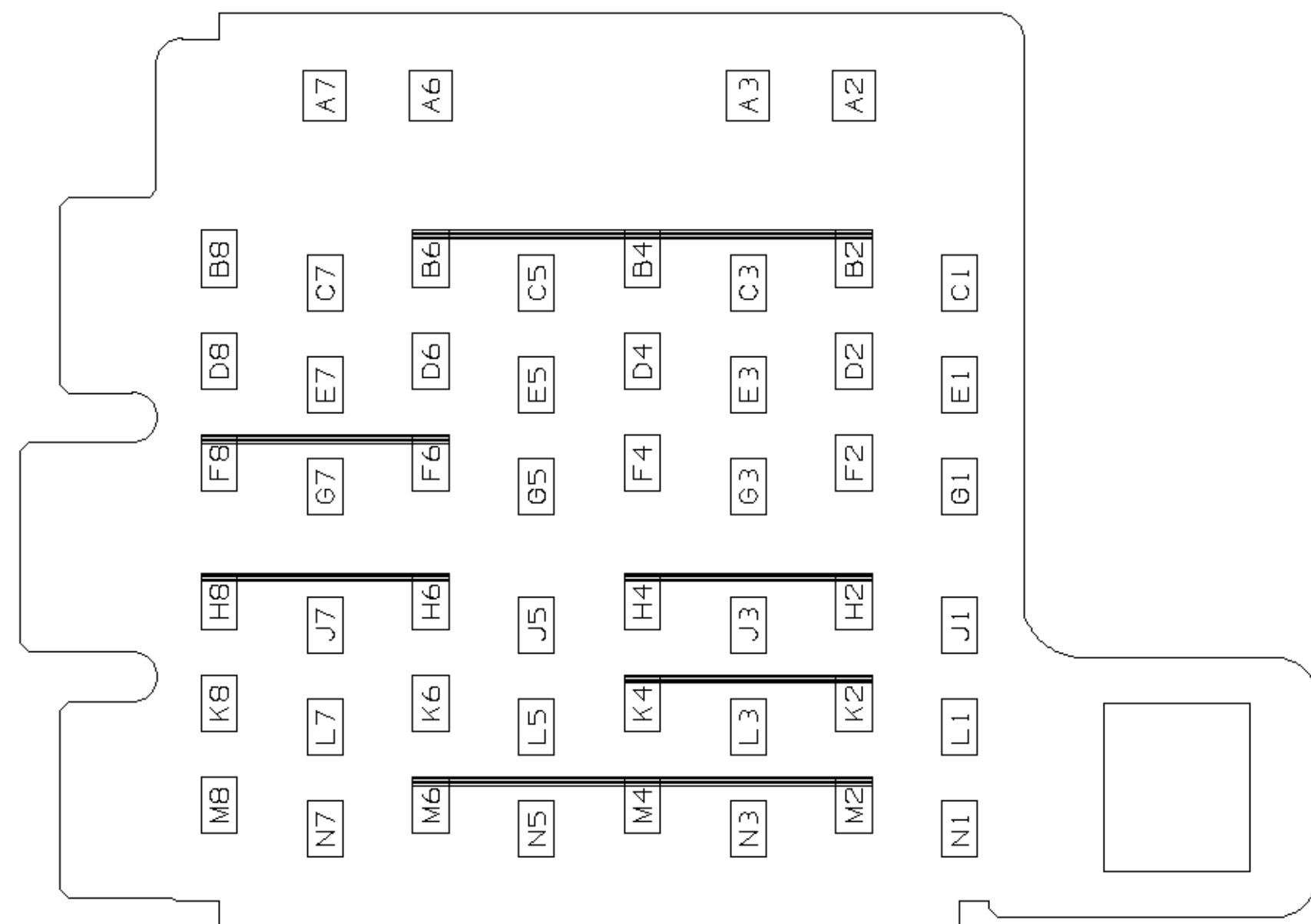
### C253

ITEM NO: 7	
12020030 NAT	
SW-I/P LP DIMR	
CAV	WIRE
A	9A
B	150B
C	156
D	44





ITEM NO.	11	
POSITION	RATING	FUSE FUNCTIONS
1		
2	20	HORN
3	20	CTSY
4	10	INST-IGN
5		
6		
7	20	AUX PWR
8		
9	20	PK LPS
10	15	TURN-B/U
11		
12	5	JACK ALARM
13	20	CIG LTR
14	10	ILLUM
15	10	THROT ADJ
16	15	RADIO-ACC
17	10	MKR LPS
18		
19	10	RADIO-BAT
20	5	INST-ACC
21	5	INST-BAT
22	25	WIPER
23	5	FRT PARK
24	5	STEP ALARM
A	30 C/B	PWR ACCY #1
B	30 C/B	PWR ACCY #2



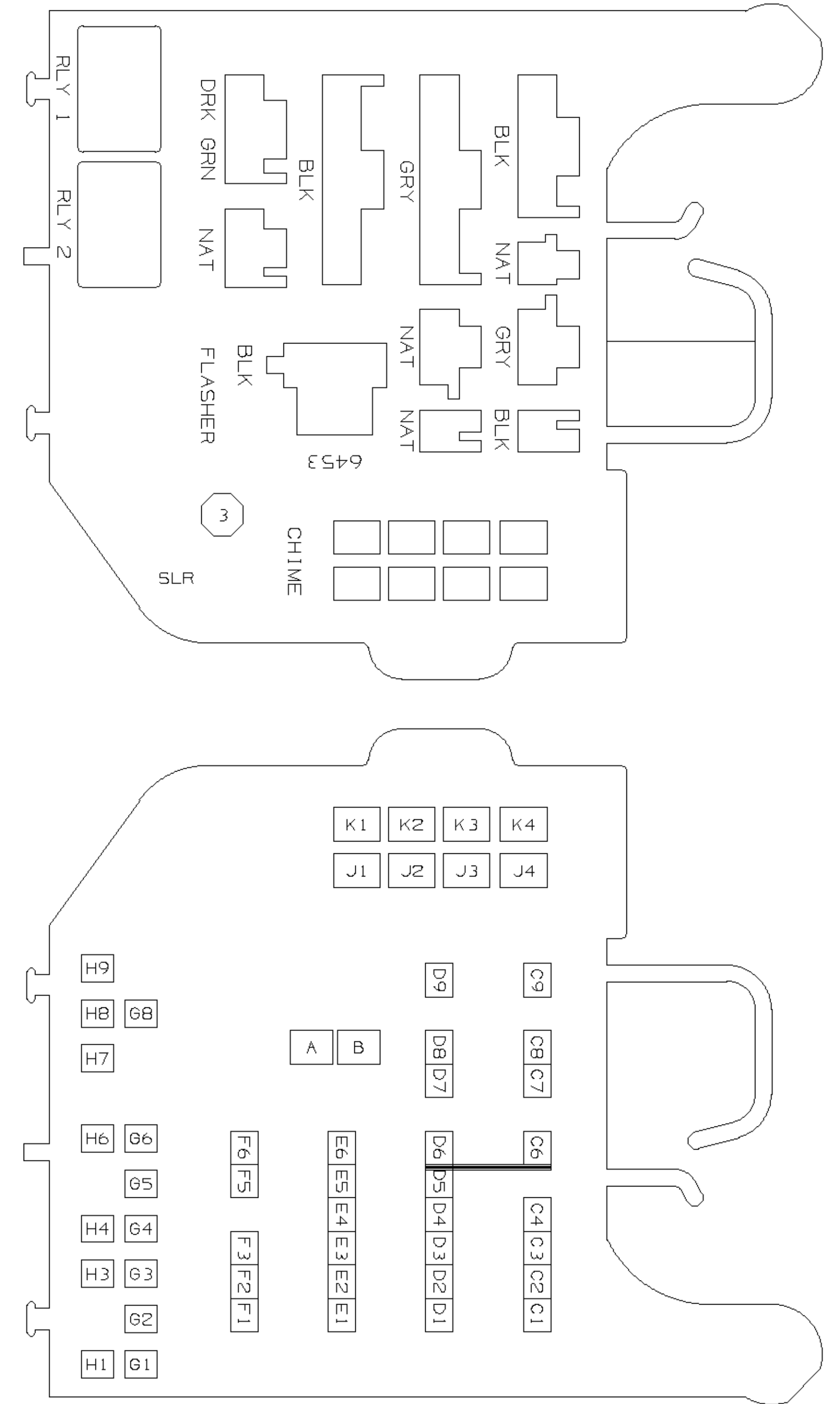
### C254

ITEM NO: 11	
12110746 BLK	
FUSE BLK	
CAV	WIRE
A2	4C
A3	243
A6	142B
A7	1540
B2	142A
B4	
B6	
B8	
C1	1240
C3	1140
C5	1040
C7	
D2	4E
D4	44
D6	
DB	742
E1	343
E3	8A
E5	
E7	640A
F2	142E
F4	3B
F6	42B
F8	
G1	340
G3	1239
G5	240
G7	40
H2	4B
H4	
H6	3C
HB	
J1	143
J3	43
J5	139B
J7	39A
K2	9C
K4	
K6	
KB	
L1	2309
L3	1255C
L5	
L7	
M2	300
M4	
M6	
MB	
N1	341
N3	
N5	141
N7	

### C255

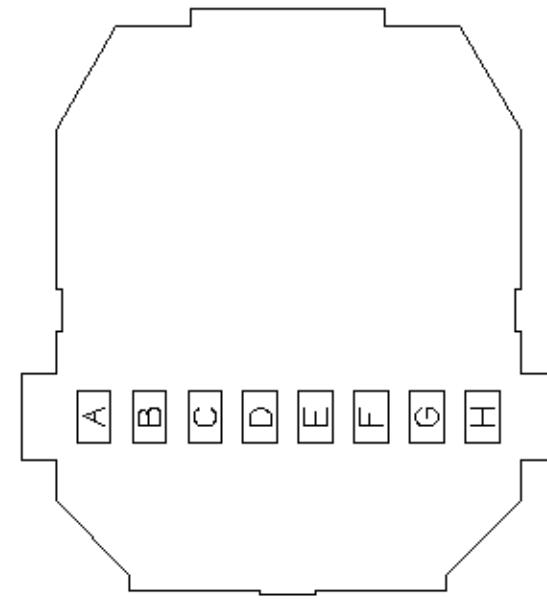
ITEM NO: 3		
12146452 0RA MD		
PWR DISTR BLK		
CAV	WIRE	WIRE
A	542	542
B		
C1		
C2	1317	
C3	534	534
C4		
C6	150H	150H
C7	341	341
C8	745	745
C9	275	275
D1	8E	8E
D2	1255B	1255B
D3	24	24
D4	235	235
D5	29B	29B
D6		
D7	156	156
D8	40	40
D9	234	234
E1	43	43
E2	1240	1240
E3	1140	1140
E4	1040	1040
E5	1540	1540
E6	243	243
F1		
F2		
F3		
F5	141	141
F6	17	17
G1	28	28
G2		
G3	640B	640B
G4	39E	
G5	150E	
G6	540	
G8		
H1	29A	29A
H3	640C	640C
H4	593	
H6	592B	
H7		
HB		
H9		
J1		
J2		
J3		
J4		
K1		
K2		
K3		
K4		
SYMBOL	2	1

POSITION	RELAY	RELAY
H1-H3 G1-G2-G3	12088567	HORN RELAY
H4-H6 G4-G5-G6	12077866	DRL RELAY



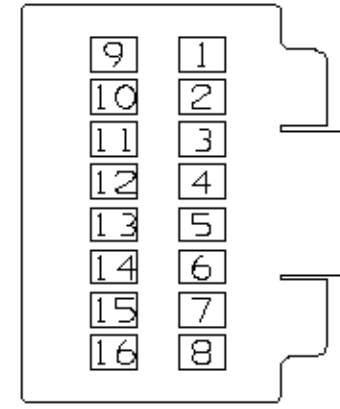
### C257

ITEM NO: 2		
12015308 BLK		
DIODE NETWORK		
CAV	WIRE	WIRE
A		
B	1134G	1134
C	680	680
D		
E	33	33
F	867B	867B
G	235	235
H		
SYMBOL	2	1



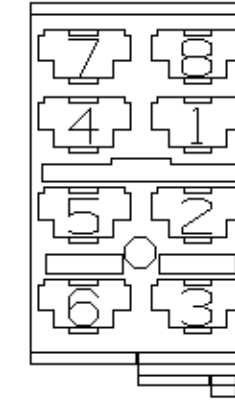
### C261

ITEM NO: 12		
15340668 BLK		
CSTR-INST -2		
CAV	WIRE	WIRE
1		
2		
3	636	636
4	8B	8B
5		
6	39B	39B
7	451	451
8	343	343
9	14	14
10	15	15
11	629	11
12	9F	9F
13	867C	867C
14	1942	1942
15	33	33
16	234	234
SYMBOL	2	1



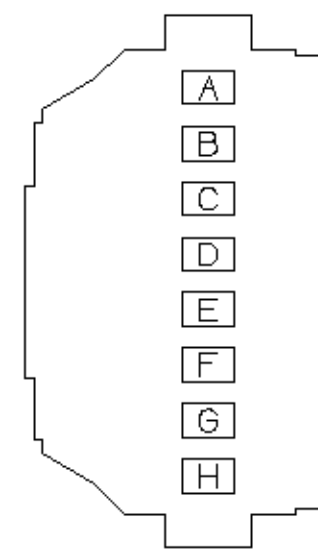
### C712

ITEM NO: 42	
15394448 BLK	
SW GRADE BRAKE SELECT	
CAV	WIRE
1	
2	39F
3	2715C
4	
5	
6	
7	150G
8	8G



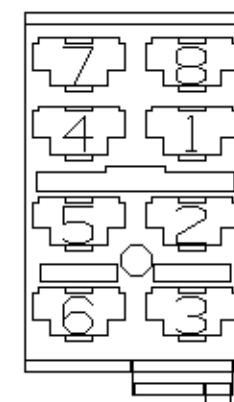
### C258

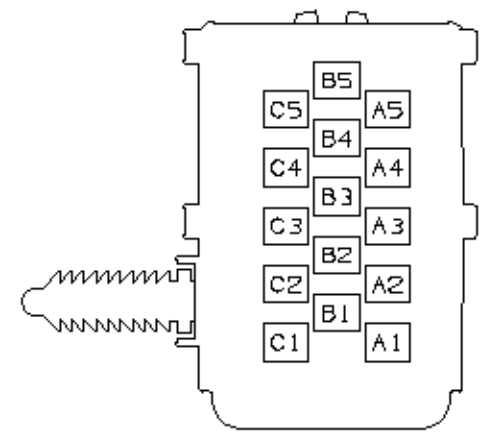
ITEM NO: 9	
12015308 BLK	
MDL-DAYTIME RUNNING LP CONT	
CAV	WIRE
A	1134C
B	1317
C	39H
D	10B
E	11A
F	629
G	592A
H	150C
SYMBOL	2



### C710

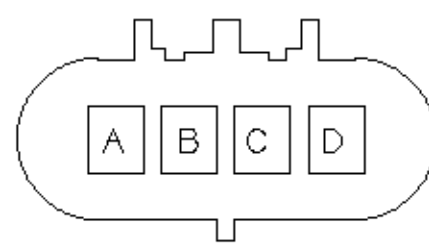
ITEM NO: 32	
15394448 BLK	
SW OVERDRIVE SELECT	
CAV	WIRE
1	
2	150J
3	2647
4	
5	2648
6	2649
7	150F
8	8F





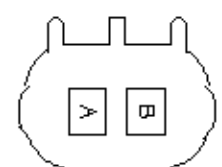
C400

ITEM NO: 1			
12161187 BLK			
INLINE-TO ENG HARN			
CAV	WIRE	WIRE	WIRE
A1	882	882A	882B
A2	1589	1589A	1589B
A3	2759	2759A	2759B
A4	18	18A	18B
A5	809	809A	809B
B1	20	20A	20B
B2	24	24A	24B
B3	1255A	1255D	1255E
B4	150K	150G	150H
B5	120A	120B	120C
C1	883	883A	883B
C2	884	884A	884B
C3	885	885A	885B
C4	19	19A	19B
C5	609	609A	609B
SYMBOL	1	2	3



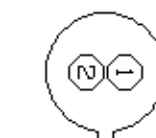
C405

ITEM NO: 15			
15326631 BLK			
CAV	WIRE	WIRE	WIRE
A	150E	150E	150E
B	1589	1589A	1589B
C	2759	2759A	2759B
D	120E	120E	120E
SYMBOL	1	2	3



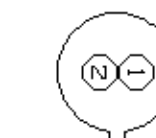
C402

ITEM NO: 22	
15300002 BLK	
INLINE-TO BODY BUILDER HARN	
CAV	WIRE
A	1255B
B	150B



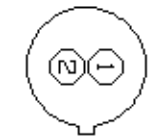
C708

ITEM NO: 954	
15339791 BLK	
INLINE-TO LHR WHEEL SENSOR	
CAV	WIRE
1	885
2	884
SYMBOL	1



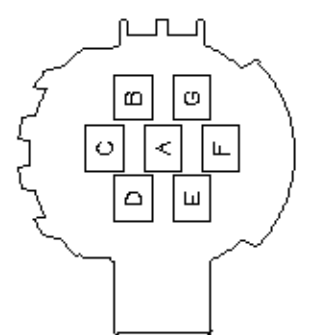
C708

ITEM NO: 956	
15393190 BLK	
INLINE-TO LHR WHEEL SENSOR	
CAV	WIRE
1	885A
2	884A
SYMBOL	2



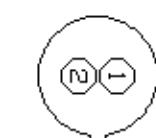
C708

ITEM NO: 957	
PG002988 BLK	
INLINE-TO LHR WHEEL SENSOR	
CAV	WIRE
1	885B
2	884B
SYMBOL	3



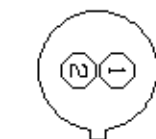
C403

ITEM NO: 10			
12110753 BLK			
INLINE-TO T/LP HARN			
CAV	WIRE	WIRE	WIRE
A	809	809A	809B
B	18	18A	18B
C	19	19A	19B
D	150F	150F	150F
E	609	609A	609B
F	1255C	1255C	1255C
G	24	24A	24B
SYMBOL	1	2	3



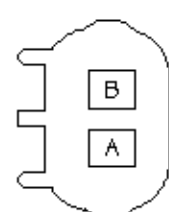
C709

ITEM NO: 955		
15393190 BLK		
INLINE TO RHR WHEEL SENSOR		
CAV	WIRE	WIRE
1	883	883A
2	882	882A
SYMBOL	1	2



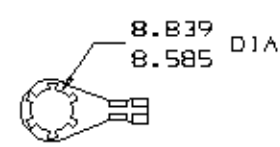
C709

ITEM NO: 958	
15339791 BLK	
INLINE TO RHR WHEEL SENSOR	
CAV	WIRE
1	883B
2	882B
SYMBOL	3

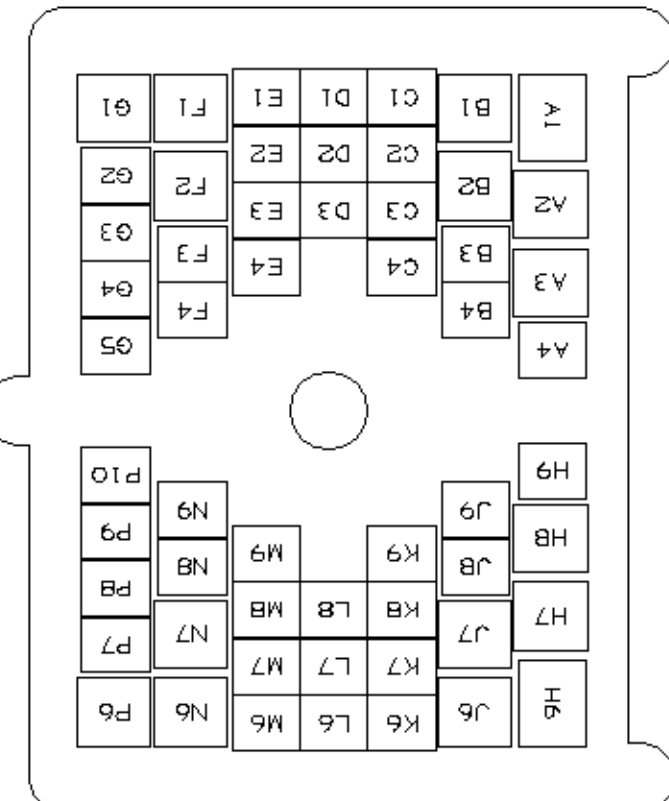



C404

ITEM NO: 26			
15300002 BLK			
INLINE-TO T/LP HARN			
CAV	WIRE	WIRE	WIRE
A	12010300	12010300	12010300
B	20	20A	20B
SYMBOL	1	2	3



WIRE
CHAS GND
150A



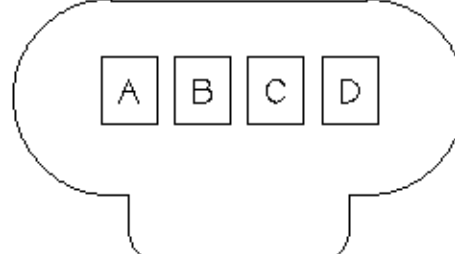
C250A

ITEM NO: 17	
12186731 GRA MD	
INLINE-TO I/P HARN	
CAV	WIRE
A1	3
A2	
A3	
A4	
B1	
B2	150A
B3	
B4	
C1	1589
C2	
C3	
C4	
D1	2759
D2	867
D3	
E1	
E2	
E3	
E4	
F1	
F2	
F3	
F4	
G1	
G2	
G3	
G4	773
G5	776
H6	
H7	
H8	
H9	771
J6	
J7	
J8	
J9	
K6	
K7	
K8	
K9	
L6	150C
L7	
L8	772
M6	39C
M7	
M8	419
M9	
N6	
N7	
N8	
N9	150E
P6	
P7	120
P8	
P9	
P10	



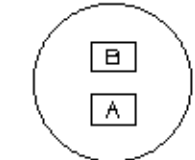
C272

ITEM NO: 16	
12010105 BLK	
FUSE-GA	
CAV	WIRE
A	3
B	39J



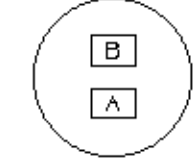
C274

ITEM NO: 4	
15326631 BLK	
SDR-FUEL	
CAV	WIRE
A	150B
B	1589
C	2759
D	120



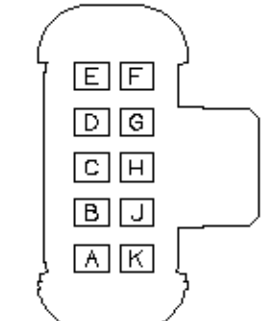
C275

ITEM NO: 2	
12004264 BLK	
LP-CHECK ENG	
CAV	WIRE
A	39A
B	419



C276

ITEM NO: 1	
12004264 BLK	
LP-ANTILOCK BRK IND	
CAV	WIRE
A	39B
B	867

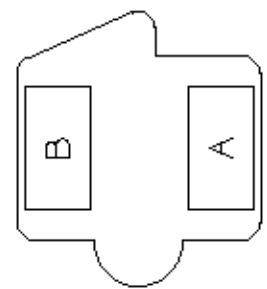


C203

ITEM NO: 990	
12045809 BLK	
SW-WS/PRINDLE	
CAV	WIRE
A	771
B	773
C	776
D	772
E	12059168
F	39M
G	12059168
H	12059168
J	12059168
K	150H

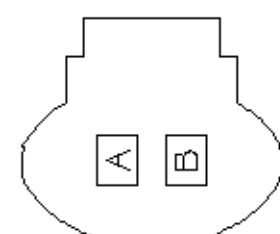
# FORWARD LAMP

C313



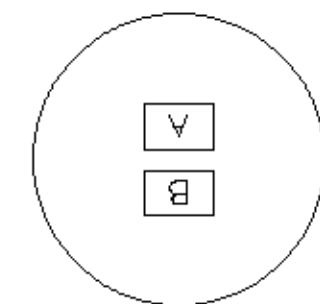
ITEM NO: 36		
06288472 NAT		
LP-HDLP -LH		
CAV	WIRE	WIRE
A	11H	11T
B	593E/593F	150X
SYMBOL	9	5

C303



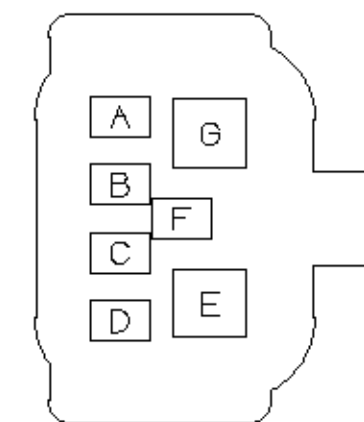
ITEM NO: 32	
12052644 6RA LT	
HORN-RH	
CAV	WIRE
A	150C
B	29C

C307



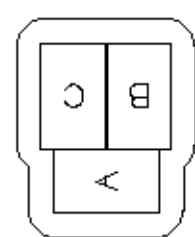
ITEM NO: 22	
12103178 BLK	
LP-SI MKR-RH	
CAV	WIRE
A	9E
B	15B

C300



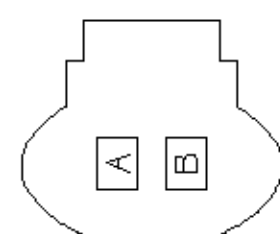
ITEM NO: 1						
12052200 BLK						
INLINE-TO ENG HARNS						
CAV	WIRE	WIRE	WIRE	WIRE	WIRE	WIRE
A	9A	9A	9A	9A	9A	9A
B	12E	12E	12A	12A	12X	12X
C	14A	14A	14A	14A	14A	14A
D	593E	1205916B	1205916B	593	1205916B	593C
E	29A	29A	29A	29A	29A	29A
F	15A	15A	15A	15A	15A	15A
G	11G	11X	11A	11A	11S	11S
SYMBOL	9	5	1	2	3	4

C308



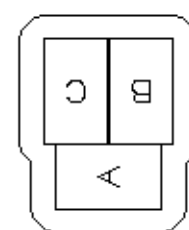
ITEM NO: 9		
02973386 BLK		
LP-HDLP -LH		
CAV	WIRE	WIRE
A	12G/12X	12G/12X
B	11N/11S	11N/11S
C	150L	593C
SYMBOL	3	4

C302

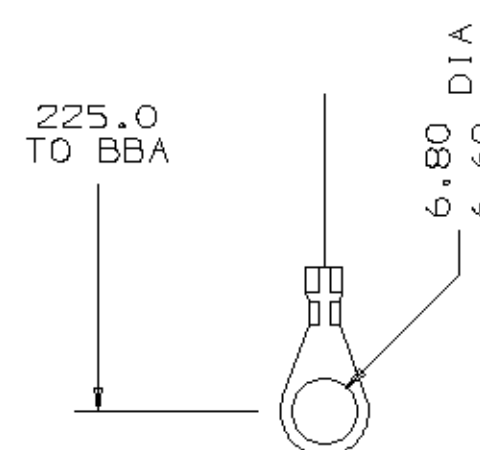


ITEM NO: 28	
12052644 6RA LT	
HORN-LH	
CAV	WIRE
A	150E
B	29B

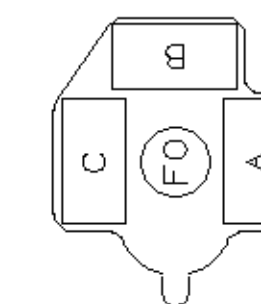
C309



ITEM NO: 18	
02973386 BLK	
LP-HDLP-RH	
CAV	WIRE
A	12G
B	11N
C	150M
SYMBOL	3 4

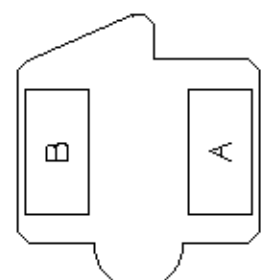


C310/C312



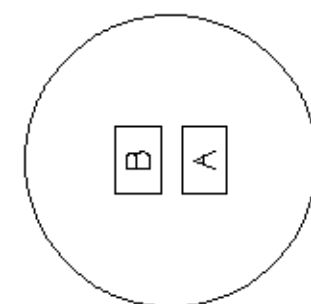
ITEM NO: 35				
06288471 NAT				
LP-HDLP -LH				
CAV	WIRE	WIRE	WIRE	WIRE
A	12E/12F	12E/12F	150Z	593
B	11AC/11AF	11B/11T	12A/12B	12A/12B
C	150AA	150K	11A/11C	11A/11C
FO				
SYMBOL	9	5	1	2

C315

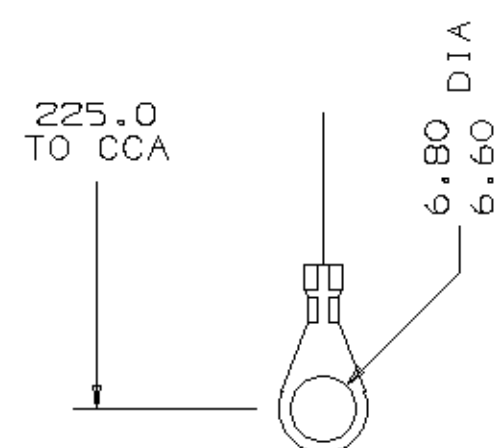


ITEM NO: 38		
06288472 NAT		
LP-HDLP -RH		
CAV	WIRE	WIRE
A	11J	11F
B	150N	150T
SYMBOL	9	5

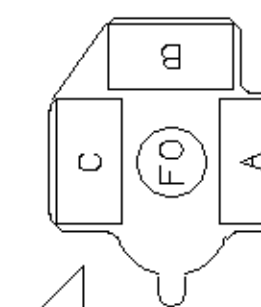
C306



ITEM NO: 8	
12103178 BLK	
LP-SI MKR-LH	
CAV	WIRE
A	9B
B	14B

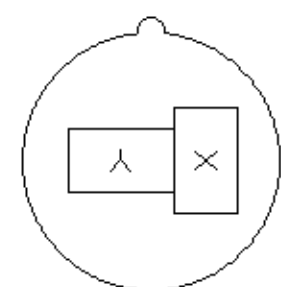


C311/C314



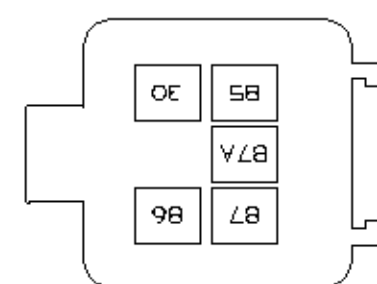
ITEM NO: 37			
06288471 NAT			
LP-HDLP -RH			
CAV	WIRE	WIRE	WIRE
A	12F	12F	150B
B	11AF	11E/11F	12B
C	150S	150Y	11C
FO			
SYMBOL	9	5	1 2

C305

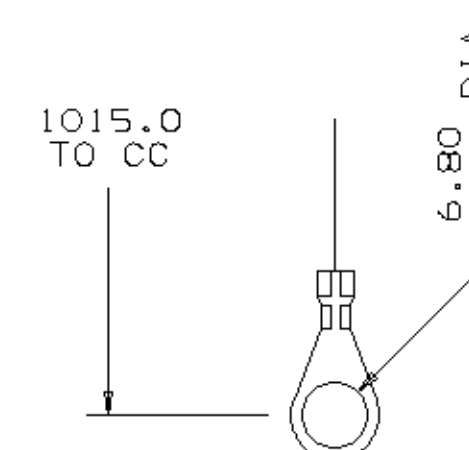


ITEM NO: 19	
02984855 BLK	
LP-PARK-RH	
CAV	WIRE
X	15C
Y	9F

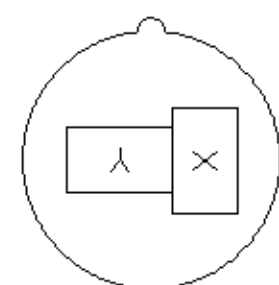
C318



ITEM NO: 42	
12110539 BLK	
RLY-DAYTIME RUNNING LP	
CAV	WIRE
30	11K
85	593F
86	150F
87A	11AC
87	12010300
SYMBOL	9



C304

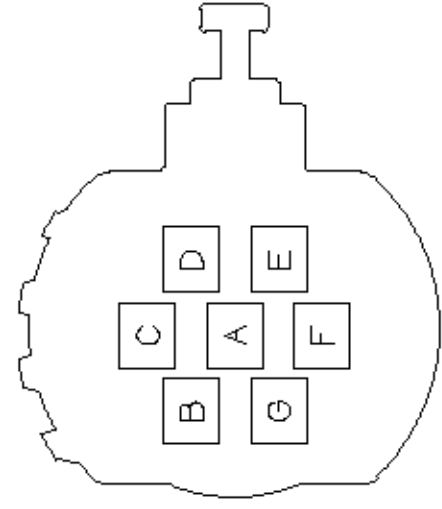


ITEM NO: 10	
02984855 BLK	
LP-PARK-LH	
CAV	WIRE
X	14C
Y	9C

# REAR LAMP (-RHQ)

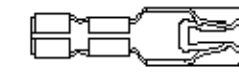
## C500

ITEM NO: 1	
12J10751 BLK	
INLINE-TO CHAS HARN	
CAV	WIRE
A	912A
B	18
C	19
D	150A
E	913A
F	914A
G	24A



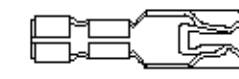
## C506

WIRE	
LP-SI MKR-LH	912C



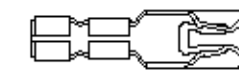
## C506

WIRE	
LP-SI MKR-LH	150E



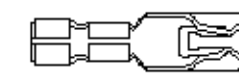
## C507

WIRE	
LP-SI MKR-RH	913C



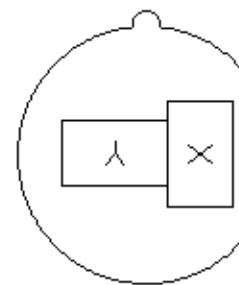
## C507

WIRE	
LP-SI MKR-RH	150C



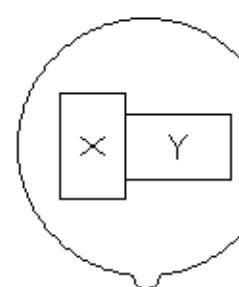
## C508

ITEM NO: 6	
02984855 BLK	
LP-TAIL STOP-LH	
CAV	WIRE
X	18
Y	912B



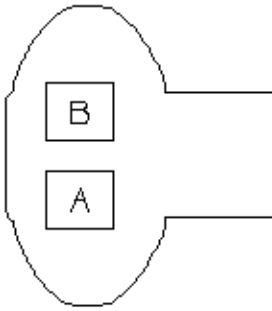
## C509

ITEM NO: 11	
02984855 BLK	
LP-TAIL, STOP-RH	
CAV	WIRE
X	19
Y	913B



## C510

ITEM NO: 19	
15300002 BLK	
INLINE-TO BODY	
BUILDER HARN	
CAV	WIRE
A	12010300
B	20

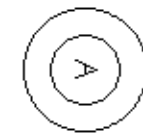


## C501

ITEM NO: 22	
15300027 BLK	
INLINE-TO CHAS HARN	
CAV	WIRE
A	12010300
B	20

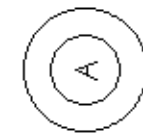
## C502

ITEM NO: 4	
02977107 BLK	
LP-RR LIC	
CAV	WIRE
A	914C



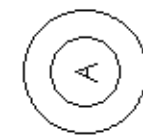
## C503

ITEM NO: 3	
02977107 BLK	
LP-RR LIC	
CAV	WIRE
A	914B



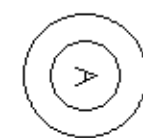
## C504

ITEM NO: 10	
02977107 BLK	
LP-B/U	
CAV	WIRE
A	24B

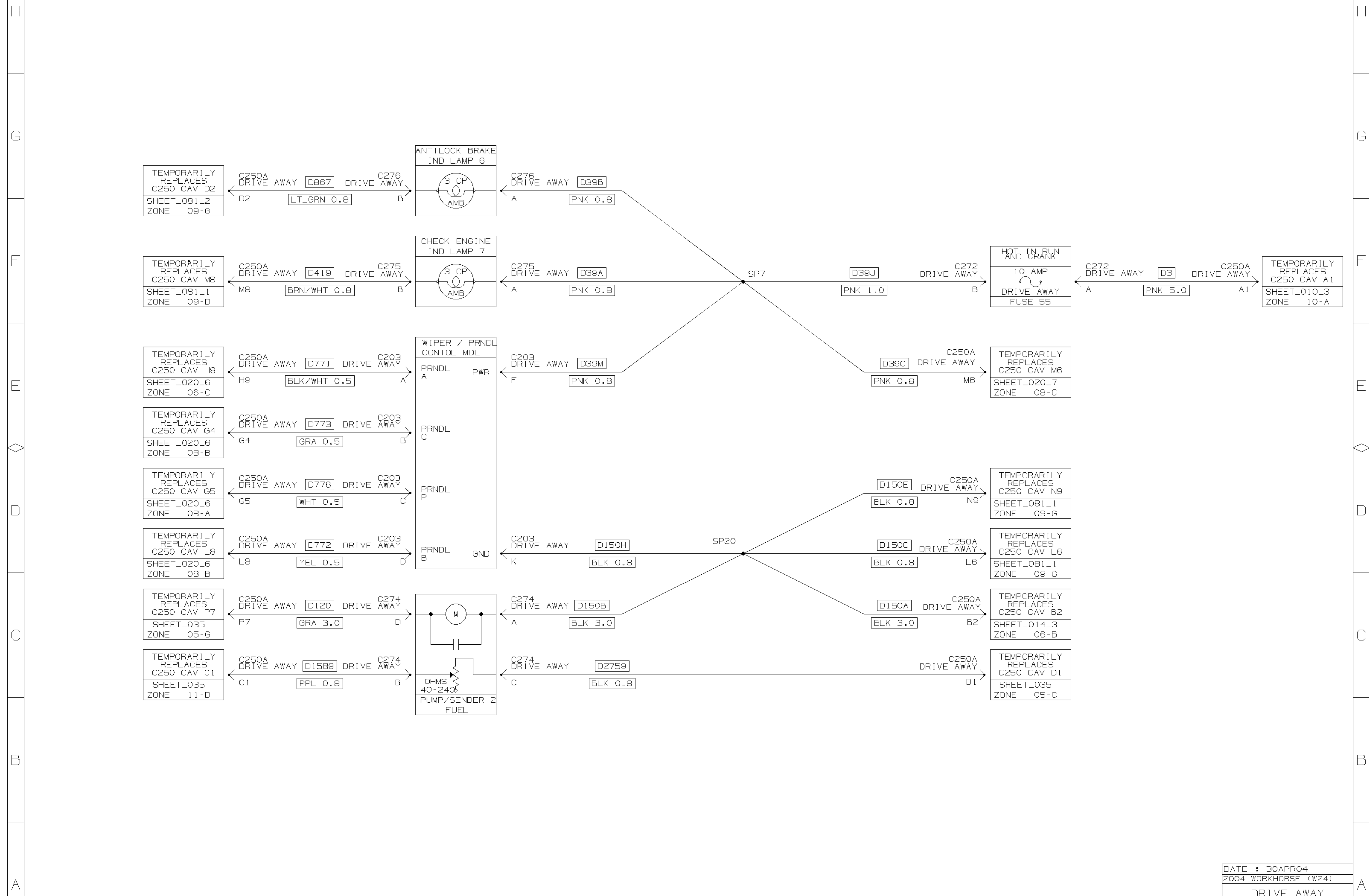


## C505

ITEM NO: 5	
02977107 BLK	
LP-B/U	
CAV	WIRE
A	24C



11 10 9 8 7 6 5 4 3 2 1



11 10 9 8 7 6 5 4 3 2 1